

**Yashwantrao Chawhan Arts, Commerce & Science College,  
Lakhandur, Distt. Bhandara**

**Structured feedback received from Students for design and review of syllabus  
Semester wise /year wise**

Name of the Student: Mr/Ms/Mrs -----

Year ----- Department: ----- Course: B.A./B.Com./B.Sc./M.A./M.Sc.

- The information will be used only for the improvement of the curriculum.
- You need not mention your name if you do not wish to.
- Write your option as a, b, c or d in given blank box.

1. The syllabus of each subject was प्रत्येक विषयाचा अभ्यासक्रम

a) Challenging आव्हानात्मक	b) boring कंटाळ्याणे/निरस	c) adequate पर्याप्त	d) inadequate अपर्याप्त	<input type="checkbox"/>
-------------------------------	------------------------------	-------------------------	----------------------------	--------------------------

2. Your academic ability to understand the course was अभ्यासक्रमाला समजण्याची शैक्षणिक क्षमता

a) more than adequate अधिक पर्याप्त	b) simply adequate फक्त पर्याप्त	c) inadequate अपर्याप्त	d) unable to say सांगू शकत नाही	<input type="checkbox"/>
--	-------------------------------------	----------------------------	------------------------------------	--------------------------

3. Understanding level of the course was :- अभ्यासक्रमाचे आकलन स्तर

a) manageable आटोपशीर	b) convenient सोयीस्कर	c) difficult कठीण	d) very difficult खूप कठीण	<input type="checkbox"/>
--------------------------	---------------------------	----------------------	-------------------------------	--------------------------

4. How much of the syllabus was covered in class?  
अभ्यासक्रम वर्गात किती प्रमाणात पूर्ण करण्यात आले

a) 85 to 100%	b) 70 to 85%	c) 55 to 70%	d) less than 55%	<input type="checkbox"/>
---------------	--------------	--------------	------------------	--------------------------

5. What is your opinion about the library materials for the course?  
अभ्यासक्रमाकरीता बंधालयान साहित्य व सुविधा बाबत आपला अभिप्राय

a) excellent उत्कृष्ट	b) sufficient पर्याप्त	c) insufficient अपर्याप्त	d) poor असमाधानकारक	<input type="checkbox"/>
--------------------------	---------------------------	------------------------------	------------------------	--------------------------

6. How was the availability of material for the prescribed reading?  
नेमलेल्या अभ्यासक्रमासाठी साहित्याची उपपुस्तता

a) very good उत्तम	b) good ठीक	c) insufficient अपर्याप्त	d) poor असमाधानकारक	<input type="checkbox"/>
-----------------------	----------------	------------------------------	------------------------	--------------------------

7. How was the role of internal assessment? अंतर्गत मूल्यांकनची भूमिका

a) effective परिणामकारक	b) moderate मध्यम	c) helpful सहायक	d) unable to say सांगण्यास असमर्थ	<input type="checkbox"/>
----------------------------	----------------------	---------------------	--------------------------------------	--------------------------

8. What impact, according to you, will the internal assessment have on your course grade?  
अंतर्गत मूल्यांकनाचा अभ्यासक्रमाच्या दर्जावर प्रभाव

a) helps improving प्रगतीत मदत	b) unfavorable प्रतिकूल	c) ineffective अपरिणामकारक	d) not at all काहीही नाही	<input type="checkbox"/>
-----------------------------------	----------------------------	-------------------------------	------------------------------	--------------------------

9. Were your assignments discussed with you?  
तुमच्या स्वाध्याय बाबत चर्चा होते काय

a) yes, fully पूर्णतः होय	b) yes, partly काही प्रमाणात	c) sometimes कधीकधी	d) not at all अजिबात नाही	<input type="checkbox"/>
------------------------------	---------------------------------	------------------------	------------------------------	--------------------------



**Yashwantrao Chawhan Arts, Commerce & Science College,  
Lakhandur Distt. Bhandara**

**Structured feedback received from Teachers for design and review of syllabus  
Semester wise /year wise**

Teacher's Name:	Academic Session:
Subject:	Year/Semester:
Course Name:	Type of course (Core/Elective):

You are requested to give your valued feedback on curriculum to bring improvement in the quality of the course. Select your ranking on the scale of A to E for each of the following parameters.

(A- Strongly Agree, B- agree, C- Uncertain, D- Strongly disagree, E- Disagree)

Feedback on Course		A	B	C	D	E
1.	The depth of the syllabus content is adequate to have substantial learning Results.					
2	Course is adequate to fill the gap between modern life-challenges and Academics.					
3	The syllabus can be covered within the stipulated period as per the plan	✓				
4	The units/sections in the syllabus are appropriately arranged in a proper sequence.					
5	The recommended textbooks are sufficient and based on the syllabus.					
6	Sufficient reference material and books are available for the topics mentioned in the syllabus.					
7	The text/resources are interesting and successful in the classroom.					
8	The learning objectives are as per the needs of the students.					
9	The text/resources are sufficient for the preparation of lessons.					
10	The text/resources are appropriate for my students' level.					
<b>Feedback on Laboratory component</b>						
11	The prescribed experiments arouse the interest of pupils in the subject and enhance their understanding.					
12	The practicals help to develop experimental, design, problem solving and analysis skills of the students.					

**You may offer your views on strength and weakness of the course and also give suggestions for course improvement.**

---



---



---



---



---



---



---

Date:

Signature of Teacher



**Yashwantrao Chawhan Arts, Commerce & Science College,  
Lakhandur Distt. Bhandara**

**Alumni Feedback**

Name: Mr./Ms. \_\_\_\_\_

Age: \_\_\_\_\_ Sex (M/F) \_\_\_\_\_ Programme and Pass Out Year: \_\_\_\_\_

Occupation: \_\_\_\_\_

You are requested to give your valued feedback to bring improvement in the quality and development of the institution. Select your ranking on the scale of **A to E** for each of the following parameters.  
(A- Agree, B- Uncertain, C - Disagree)

Feedback	A	B	C
1 The learning experience I had at the college has been useful in my career and present life.			
2 The developments at the college in the recent years are appreciative.			
3 The alumni should play a positive role in the development of the college.			
4 The executive body of Alumni Association along with the college should take initiatives to efficiently enroll and strengthen the Alumni Association.			
5 The Alumni can willingly contribute to the development of the college?			
6 Alumni may be invited to deliver a guest lecture/ training or motivational session in the college, if interested.			

7. Most Memorable moment in the college as a student.

---

---

---

8. Suggestions for improvement of the Alumni Association.

---

---

---

9. You may offer your views on strength and weakness of the college and also give suggestions for quality improvement.

---

---

---

---

---

---

Date: \_\_\_\_\_

Signature \_\_\_\_\_









## **Alumni Feedback Analysis 2022-23**

**The analysis of quality and development of the institution is calculated on the Basis of Feedback from Alumni.**

The following ranking scale is used for selecting parameters

A) Strongly Agree    B) Agree    C) Uncertain    D) Strongly Disagree    E) Disagree.

The entire evaluation report from Alumni is based on quality and development of the institution. Each feedback factor has three options whether the ratio of agree.

Total number of respondent is 27. The Alumni entire evaluation analysis about the quality and development of the institution is as follows:

1. We got the reply from respondent about the learning experience I had at the college has been useful in my career and present life. Total Agree respondents are 20 (74.07%), strongly agree are 04(14.81%), strongly disagree 02(7.41%) and uncertain respondent is 1(3.71%).
2. We found the ratio of feedback from Alumni relates to the development at the college in the recent years are appreciative. Agree respondents are 16 (59.26%), strongly agree 06(22.22), disagree 02(7.41%), strongly disagree respondent is 1(3.71%) and uncertain respondent is 2(7.40%).
3. We got reply relates to the Alumni should play a positive role in the development of the college. Agree respondents are 16 (59.26%), strongly agree 04(14.81%), disagree 03(11.11%), strongly disagree respondent is 2(7.41%) and uncertain respondent is 2(7.41%).
4. We found result about the executive body of Alumni Association along with the college should take initiatives to efficiently enroll and strengthen the Alumni Association. Agree respondents are 15 (55.56%), strongly agree 08(29.63), disagree 01(3.71%), strongly disagree respondent is 1(3.71%) and uncertain respondent is 2(7.40%).
5. The reply comes about the Alumni can willingly contribute to the development of the college? Agree respondents are 14 (51.85%), strongly agree 09(33.33), disagree 02(7.41%), and uncertain respondent is 2(7.41%).
6. We got reply about Alumni may be invited to deliver a guest lecture/ training or motivational session in the college, if interested. Agree respondents are 18 (66.66%), strongly agree 04(14.81), disagree 03(11.11%), strongly disagree respondent is 1(3.71%) and uncertain respondent is 1(3.71%).



Timestamp	Email Address	Prefix	Name of Alumni	Age in years	Sex	Programme	Semester	Pass out year	Occupation	1. The learning experience	2. The development of the 3. The Alumni should play 4. The executive body of 5. The Alumni can witness 6. Alumni may be involved 7. The course was sufficient 8. The syllabus created 9. The knowledge gained	10. You may offer your views on strength and weakness of the course and also give suggestions for course improvement.
8/26/2023 10:30:11	thashnukekapte199@gnf.in		Thashnu Kapte	25	Male	M.Com	3rd sem		2023 Student	Agree	Agree	Agree
8/26/2023 12:02:36	Chaitanjanathu10@gmail.com	Ma	Chaitanjanathu	20	Male	M.Com	2nd sem	8.com 2017	2023 Student	Agree	Strongly Agree	Agree
8/26/2023 12:15:12	giamata43@gmail.com	Ma	Giamat Madavi	23	Female	M.Com	1st sem		2023 Student	Agree	Strongly Agree	Agree
8/26/2023 14:17:33	akshayram40@gmail.com	Mr	B.Lalit	25	Male	B.Com	3rd sem		2023 Former	Agree	Disagree	Disagree
8/26/2023 14:18:41	goparani1254@gmail.com	Ma	Gopani Rama	24	Female	B.Com	3rd sem	2023 9th sem	Student	Agree	Agree	Agree
8/26/2023 14:32:48	jyotsnaahur@gmail.com	Ma	Jyotsna bandaru bhurle	23	Female	M.Com	2nd sem		2023 Education	Agree	Agree	Agree
8/26/2023 14:34:20	gauravthorank11@gmail.com	Ma	Gaurav Taranam Bhonde	23	Male	M.Com	3rd sem		2023 Mauri	Strongly Disagree	Uncertain	Agree
8/26/2023 14:34:43	nikhilrajani11@gmail.com	Ma	Lalit gadgil balwara	22	Female	M.Com	3rd sem		2023 In college	Agree	Strongly Agree	Disagree
8/26/2023 14:43:05	anvitaan45@gmail.com	Ma	Pravara Harshik Meshram	25	Female	M.Com	2nd sem	2023 2024	Student	Disagree	Uncertain	Agree
8/26/2023 14:57:49	Pratikraj10@gmail.com	Mr	Pratik shope	27	Male	B.Sc	3rd sem		2023 Police	Agree	Uncertain	Agree
8/26/2023 15:44:42	monikakapadia@gmail.com	Ma	Monika Jagdish Kapadia	23	Female	M.Com	3rd sem	2022 No	Agree	Agree	Agree	
8/26/2023 16:00:04	pankajhume100@gmail.com	Mr	PANKAJ BALAJI HUKAM	24	Male	B.Sc	3rd sem	2022 STUDY	Strongly Agree	Agree	Agree	
8/26/2023 17:09:51	madhusudhan4@gmail.com	Ma	Nutan manik madani	23	Female	M.Com	1st sem	2022 No	Uncertain	Disagree	Strongly Disagree	
8/26/2023 19:08:43	kundankovale9@gmail.com	Mr	Sudhat vasakar sr.	23	Male	B.A.	3rd sem	2023 This year is my happiness year	Agree	Agree	Agree	
8/26/2023 19:23:11	rahulvivek16@gmail.com	Mr	Rahul Khushal jore	23	Male	B.A.	3rd sem	2023 Self employed	Strongly Disagree	Strongly Disagree	Strongly Disagree	
8/26/2023 21:21:18	vedantkavale@gmail.com	Ma	Ed student	33 years old	Female	M.A.	3rd sem	2023 House wife	Agree	Agree	Agree	
8/26/2023 8:21:21	ankithajagde1@gmail.com	Ma	Aniket Suthakar Jagde	21	Male	M.Com	3rd sem	2023 Farmer	Strongly Agree	Agree	Strongly Agree	
8/26/2023 18:03:15	sudhatkavale9@gmail.com	Ma	Hemant Gopavkar Rauf	2003	Male	B.Sc	1st sem	2023 Student	Strongly Agree	Strongly Agree	Strongly Agree	
8/26/2023 18:18:50	Shravantharun4@gmail.com	Mr	Bhuvanji Sravantharun	21	Male	M.Com	3rd sem	2023 Learning	Agree	Agree	Agree	
8/26/2023 19:52:08	turavkarakash123@gmail.com	Mr	Aakash mahesh turavkar	22	Male	B.Sc	3rd sem	2023 Bsc	Uncertain	Strongly Agree	Disagree	
8/26/2023 20:05:50	sambharanath1@gmail.com	Ma	Sant sant sambharanath	21	Male	B.Sc	3rd sem	2023 Bsc First year char wala	Strongly Agree	Agree	Disagree	
8/26/2023 20:10:48	ghanshamanishu2023@gmail.com	Ma	Mansha Vinayak Chavak	20	Female	B.Sc	3rd sem	2022 Education	Agree	Strongly Agree	Uncertain	
8/26/2023 20:45:52	payalsharma7@gmail.com	Ma	2022-23	21	Female	B.Sc	3rd sem	2022 3rd year	Agree	Agree	Disagree	
8/26/2023 21:32:16	meghaashenks2@gmail.com	Ma	Megha Uttam Shende	26	Female	B.Sc	3rd sem	2016 -	Agree	Agree	Agree	
8/26/2023 21:58:27	anvitaanvita12@gmail.com	Ma	Yashwantrao Chavan and	21	Female	B.Sc	3rd sem	2022/23	Student	Agree	Agree	
8/26/2023 22:24:32	pragatiachauhan45@gmail.com	Ma	Pragati Chauhan	26	Female	B.Sc	3rd sem	2018 Teaching	Agree	Agree	Agree	
8/26/2023 22:24:32	mayurashubhkar2@gmail.com	Ma	Mayur Mahendra Subhad	2002	Female	B.Com	3rd sem	2022 Student	Strongly Agree	Strongly Disagree	Agree	
8/31/2023 11:40:48	rahulvivek16@gmail.com	Ma	Rahul vikas kore	2002	Female	B.Sc	3rd sem	2022 Student	Agree	Strongly Agree	Agree	
8/31/2023 12:14:37	ankithajagde10@gmail.com	Ma	Lakhanur	2	Female	M.A	3rd sem	2023 Stu	Agree	Strongly Agree	Agree	
9/1/2023 18:38:55	nairvidhant@gmail.com	Mr	Nairvidhant Krishna Sidi	23	Male	B.Sc	3rd sem	2023 Business	Agree	Disagree	Strongly Disagree	
9/1/2023 18:15:55	nrbhau4309@gmail.com	Mr	Rohit Dipak Rauf	21	Male	B.Com	3rd sem	2023 Farmer	Agree	Agree	Strongly agree	

## Structured Feedback Received from Alumni for Design and Review of Syllabus

Year wise

ALUMNI FEEDBACK REPORT 2022-23

FEEDBACK REPORT DATA IN PERCENT (%) (Total Sample:27)

QUE NO.	OPTIONS		TOTAL (%)
1	A	AGREE	20(74.07)
	B	STRONGLY AGREE	04(14.81)
	C	DISAGREE	00
	D	STRONGLY DISAGREE	02(7.41)
	E	UNCERTAIN	01(3.71)
		<b>TOTAL</b>	<b>27(100)</b>
2	A	AGREE	16(59.26)
	B	STRONGLY AGREE	06(22.22)
	C	DISAGREE	2(7.41)
	D	STRONGLY DISAGREE	1(3.71)
	E	UNCERTAIN	2(7.40)
		<b>TOTAL</b>	<b>27(100)</b>
3	A	AGREE	16(59.26)
	B	STRONGLY AGREE	04(14.81)
	C	DISAGREE	03(11.11)
	D	STRONGLY DISAGREE	02(7.41)
	E	UNCERTAIN	02(7.41)
		<b>TOTAL</b>	<b>27(100)</b>
4	A	AGREE	15(55.56)
	B	STRONGLY AGREE	08(29.63)
	C	DISAGREE	01(3.71)
	D	STRONGLY DISAGREE	01(3.70)
	E	UNCERTAIN	02(7.40)
		<b>TOTAL</b>	<b>27(100)</b>
5	A	AGREE	14(51.85)
	B	STRONGLY AGREE	09(33.33)
	C	DISAGREE	2(7.41)
	D	STRONGLY DISAGREE	00
	E	UNCERTAIN	02(7.41)
		<b>TOTAL</b>	<b>27(100.00)</b>
6	A	AGREE	18(66.66)
	B	STRONGLY AGREE	04(14.81)
	C	DISAGREE	03(11.11)
	D	STRONGLY DISAGREE	01(3.71)
	E	UNCERTAIN	01(3.71)
		<b>TOTAL</b>	<b>27(100.00)</b>
7	A	AGREE	13(48.15)
	B	STRONGLY AGREE	07(25.93)
	C	DISAGREE	04(14.81)
	D	STRONGLY DISAGREE	00
	E	UNCERTAIN	03(11.11)
		<b>TOTAL</b>	<b>27(100.00)</b>

8	A	AGREE	17(62.96)
	B	STRONGLY AGREE	04(14.81)
	C	DISAGREE	01(3.71)
	D	STRONGLY DISAGREE	00
	E	UNCERTAIN	05(18.52)
	<b>TOTAL</b>		
9	A	AGREE	17(62.96)
	B	STRONGLY AGREE	05(18.51)
	C	DISAGREE	03(11.11)
	D	STRONGLY DISAGREE	01(3.71)
	E	UNCERTAIN	01(3.71)
	<b>TOTAL</b>		

## Teachers Feedback Report 2022-23

### Sample size of feedback- 27

Feedback on Course is given on the basis of following points

The percentage of the report about Teachers feedback is given below:-

Sr. No.	Subjects	Ranking Scale				
		Strongly Agree (%)	Agree (%)	Uncertain (%)	Strongly Disagree (%)	Disagree (%)
1	The Depth of the syllabus content is adequate to have substantial learning Results.	33.3	59.3	7.4	00	00
2	Course is adequate to fill the gap between modern life- challenges and Academics.	14.8	85.2	00	00	00
3	The syllabus can be covered within the stipulated period as per the plan.	29.6	63	7.4	00	00
4	The units/sections in the syllabus are appropriately arranged in a proper sequence.	33.3	63	3.7	00	00
5	The recommended textbooks are sufficient and based on the syllabus.	25.9	70.4	3.7	00	00
6	Sufficient reference material and books are available for the topics mentioned in the syllabus.	29.6	66.7	3.7	00	00
7	The text/resources are interesting and successful in the classroom.	29.6	70.4	00	00	00
8	The learning objectives are as per the needs of the students.	29.6	70.4	00	00	00
9	The text/resources are sufficient for the preparation of lessons.	29.6	70.4	00	00	00
10	The text/resources are appropriate for my	22.2	74.1	3.7	00	00

	student's level.					
<b>Feedback on Laboratory component</b>						
11	The prescribed experiments arouse the interest of pupils in subject & enhance their understanding.	29.6	66.7	3.7	00	00
12	The practical's helps to develop experimental, design, problem solving and analysis skills of the students	44.4	48.1	7.4	00	00

## Teachers Feedback Analysis 2022 - 2023

We received feedback from 29 teachers on their respective subject syllabus. The feedback forms have been designed with the help of Google forms and shared with the teachers through social media groups. They were asked to submit their responses to a set of twelve statements on a 5-point Likert Scale in which choices range from Strongly Agree (1) to Strongly Disagree (5). The feedback thus received was then analyzed by the Committee and shared with the Principal, IQAC and the faculty for discussion. The analysis of the feedback is given Statement-wise and is as follows:

**Statement 1:** The Depth of the syllabus content is adequate to have substantial learning results – majority of the teachers i.e. 59.3% agreed with the statement while 33.3% teachers strongly agreed and 7.4% teachers were uncertain while 0% teachers disagreed and strongly disagreed.

**Statement 2:** Course is adequate to fill the gap between modern life- challenges and academics – in this 85.2% teachers agreed while 48.8% teachers strongly agreed. 0% teachers were uncertain while 0% teachers strongly disagreed and disagreed.

**Statement 3:** The syllabus can be covered within the stipulated period as per the plan – majority of teachers i.e. 63% agreed with the statement while 29.6% teachers strongly agreed. 7.4% teachers were uncertain while 0% teachers strongly disagreed and disagreed.

**Statement 4:** The units/sections in the syllabus are appropriately arranged in a proper sequence – majority of teachers i.e. 63% agreed with the statement while 33.3% teachers strongly agreed. 3.7% teachers were uncertain while 0% teachers strongly disagreed and disagreed.

**Statement 5:** The recommended textbooks are sufficient and based on the syllabus – 70.4% teachers agreed while 25.9% teachers strongly agreed. 3.7% teachers were uncertain while 0% teachers strongly disagreed and disagreed.

**Statement 6:** Sufficient reference material and books are available for the topics mentioned in the syllabus – 66.7 % teachers agreed while 29.6 % teachers strongly agreed. 7.4% teachers were uncertain while 0% teachers strongly disagreed and disagreed.

**Statement 7:** The text/resources are interesting and successful in the classroom – 70.4% teachers agreed while 29.6 % teachers strongly agreed. 0% teachers were uncertain while 0% teachers strongly disagreed and disagreed.

**Statement 8:** The learning objectives are as per the needs of the students – 70.4% teachers agreed while 29.6 % teachers strongly agreed. 0% teachers were uncertain while 0% teachers strongly disagreed and disagreed.

**Statement 9:** The text/resources are sufficient for the preparation of lessons – 70.4% teachers agreed while 29.6 % teachers strongly agreed. 0% teachers were uncertain while 0% teachers strongly disagreed and disagreed.

**Statement 10:** The text/resources are appropriate for my student's level - 74.1 % **teachers** agreed while 22.2% teachers strongly agreed. 3.4 % teachers were uncertain while 0% teachers strongly disagreed and disagreed.

**Statement 11:** The prescribed experiments arouse the interest of pupils in subject & enhance their understanding - 66.7% teachers agreed while 29.6% teachers strongly agreed. 3.7 % teachers were uncertain while 0% teachers strongly disagreed and disagreed.

**Statement 12:** The practical's helps to develop experimental, design, problem solving and analysis skills of the students - 48.1% teachers agreed while 44.4% teachers strongly agreed. 7.1 % teachers were uncertain while 0% teachers strongly disagreed and disagreed.

Timestamp	Email Address	Score	Name of teacher	Subject	Faculty	1. The depth of the syllabus	1. Course is adequate to 13	The syllabus can be cut 4	The units /sections in th 5	The recommended text 6	Sufficient reference ma 7	The text / resources an 8	The learning objectives 9	The text / resources an 10	The text / resources a 11	The prescribed experi 12	The practicals help t	you may offer your views on strength and weakness of the course and also give suggestion for course improvement.	
8/26/2023 14:10:30	svrajgaur@gmail.com		Dr. Sneha G. Jaura	Geology	Science	B) Agree	B) Agree	B) Agree	B) Agree	C) Uncertain	C) Uncertain	B) Agree	B) Agree	B) Agree	B) Agree	B) Agree	B) Agree	No suggestion	
8/26/2023 14:39:18	sbansod715@gmail.com		Sonam Karik Bansod	Zoology	Science	C) Uncertain	B) Agree	C) Uncertain	B) Agree	B) Agree	B) Agree	B) Agree	B) Agree	B) Agree	B) Agree	B) Agree	B) Agree	Thank you	
8/26/2023 14:44:48	kantilatace@gmail.com		Prof. Kantilal Zombaj Lade	Marathi	Arts	A) Strongly Agree	A) Strongly Agree	A) Strongly Agree	A) Strongly Agree	A) Strongly Agree	A) Strongly Agree	A) Strongly Agree	A) Strongly Agree	A) Strongly Agree	A) Strongly Agree	A) Strongly Agree	A) Strongly Agree	A) Strongly Agree	No comments
9/26/2023 20:10:10	rakshithakare1983@gmail.com		Prof. Dr. Bharat Vitthalrao Nalvate	History	Arts	B) Agree	B) Agree	A) Strongly Agree	B) Agree	B) Agree	B) Agree	A) Strongly Agree	B) Agree	B) Agree	B) Agree	B) Agree	B) Agree	No	
8/26/2023 20:44:51	sudhirg2011@gmail.com		Dr. Sushilkumar Maskey	Chemistry	Science	A) Strongly Agree	B) Agree	A) Strongly Agree	A) Strongly Agree	A) Strongly Agree	A) Strongly Agree	A) Strongly Agree	A) Strongly Agree	A) Strongly Agree	A) Strongly Agree	A) Strongly Agree	A) Strongly Agree	A) Strongly Agree	Some applied topics add in syllabus
8/26/2023 19:49:07	pranaywasekar@gmail.com		Pranay B Wasekar	Physics	Science and Technology	A) Strongly Agree	B) Agree	A) Strongly Agree	B) Agree	B) Agree	B) Agree	B) Agree	B) Agree	B) Agree	B) Agree	B) Agree	B) Agree	B) Agree	A) Strongly Agree
8/26/2023 11:05:11	hrokar1983@gmail.com		Prof. Dr. Hrishikesh Govinda Borkar	Phil	Arts (Humanities)	B) Agree	B) Agree	B) Agree	B) Agree	A) Strongly Agree	A) Strongly Agree	B) Agree	B) Agree	B) Agree	B) Agree	B) Agree	B) Agree	B) Agree	No
8/26/2023 11:14:58	mukund20@gmail.com		Nbu Gajanan Pachale	Chemistry	Science	B) Agree	A) Strongly Agree	B) Agree	A) Strongly Agree	B) Agree	A) Strongly Agree	B) Agree	A) Strongly Agree	B) Agree	B) Agree	A) Strongly Agree	A) Strongly Agree	A) Strongly Agree	No Comments
8/26/2023 12:14:58	suntrikade2@gmail.com		M. Sunil Dnyaneshwar Rokade	Physics	Science	B) Agree	B) Agree	B) Agree	B) Agree	B) Agree	A) Strongly Agree	A) Strongly Agree	A) Strongly Agree	B) Agree	A) Strongly Agree	B) Agree	A) Strongly Agree	B) Agree	I think designing of syllabus are more practical based and advanced
8/26/2023 12:22:22	kishor.barkar@gmail.com		Mr. Kishor Shankarrao Barkar	Chemistry	Science and technology	C) Uncertain	B) Agree	B) Agree	C) Uncertain	B) Agree	B) Agree	B) Agree	B) Agree	B) Agree	B) Agree	A) Strongly Agree	A) Strongly Agree	A) Strongly Agree	None
8/26/2023 12:23:38	lobesh.gavali1991@gmail.com		Priyank K Thakre	Microbiology	Science and technology	B) Agree	B) Agree	B) Agree	B) Agree	B) Agree	B) Agree	B) Agree	B) Agree	A) Strongly Agree	A) Strongly Agree	A) Strongly Agree	A) Strongly Agree	A) Strongly Agree	No any suggestions
8/26/2023 12:24:01	shalesh.bhagat1987@gmail.com		Mr. Shalesh Kashinath Bhagat	Chemistry	Science and Technology	B) Agree	B) Agree	B) Agree	B) Agree	B) Agree	B) Agree	B) Agree	B) Agree	B) Agree	B) Agree	B) Agree	B) Agree	B) Agree	No
8/26/2023 12:33:14	rakshithakare1983@gmail.com		Dr. Rakesh Sambhaji Kamble	Botany	Science	B) Agree	B) Agree	B) Agree	B) Agree	B) Agree	B) Agree	B) Agree	B) Agree	B) Agree	B) Agree	B) Agree	B) Agree	B) Agree	Syllabus is insufficient for present situation. It should be modified for applicative in future.
8/26/2023 12:43:10	maheendra.waswar@gmail.com		Dr. Maheendra Bhauasao Waswar	Sociology	Arts	B) Agree	B) Agree	A) Strongly Agree	B) Agree	B) Agree	B) Agree	B) Agree	B) Agree	B) Agree	B) Agree	B) Agree	B) Agree	C) Uncertain	No suggestion
8/26/2023 12:43:27	parikaj.kadade@gmail.com		Parikaj Vishnurao Ledade	Chemistry	Science	B) Agree	B) Agree	B) Agree	B) Agree	B) Agree	B) Agree	B) Agree	B) Agree	B) Agree	B) Agree	B) Agree	B) Agree	B) Agree	No suggestion.
8/26/2023 12:57:26	shriyashoban@gmail.com		Shriyash Vibhul Bhole	Marathi	Arts	A) Strongly Agree	B) Agree	B) Agree	B) Agree	B) Agree	B) Agree	B) Agree	B) Agree	B) Agree	B) Agree	B) Agree	B) Agree	B) Agree	None
8/26/2023 13:00:53	mishra06@gmail.com		Manishwar S Mishra	Physics	Science and technology	B) Agree	A) Strongly Agree	A) Strongly Agree	B) Agree	A) Strongly Agree	A) Strongly Agree	B) Agree	B) Agree	A) Strongly Agree	B) Agree	B) Agree	B) Agree	A) Strongly Agree	ICT facilities should be available for the classroom teaching
8/26/2023 13:01:44	mr.ycd16@gmail.com		Dr. RITAJ RAMJI RAUT	Commerce	Commerce and management	B) Agree	B) Agree	B) Agree	B) Agree	B) Agree	B) Agree	B) Agree	B) Agree	B) Agree	B) Agree	B) Agree	B) Agree	B) Agree	The syllabus is wide but it is having value as per requirement
8/26/2023 14:01:28	ganeshrone77@gmail.com		Prof. Dr. GANESH L. DHOTE	GEOGRAPHY	Art	B) Agree	B) Agree	B) Agree	B) Agree	A) Strongly Agree	A) Strongly Agree	B) Agree	B) Agree	B) Agree	A) Strongly Agree	A) Strongly Agree	A) Strongly Agree	A) Strongly Agree	No Suggestion
8/26/2023 14:32:44	rugadga@gmail.com		Dr. Raju U. Gadgaik	Microbiology	Faculty of Science and Tech	A) Strongly Agree	B) Agree	B) Agree	B) Agree	B) Agree	B) Agree	A) Strongly Agree	A) Strongly Agree	A) Strongly Agree	A) Strongly Agree	A) Strongly Agree	A) Strongly Agree	A) Strongly Agree	Our College has best teachers and best infrastructure for academic development of students.
8/26/2023 15:52:31	vinodbansod1@gmail.com		Dr. V. M. Bansode	Commerce	Commerce and Manager	A) Strongly Agree	B) Agree	B) Agree	B) Agree	B) Agree	B) Agree	A) Strongly Agree	A) Strongly Agree	A) Strongly Agree	A) Strongly Agree	A) Strongly Agree	A) Strongly Agree	A) Strongly Agree	NA
8/26/2023 19:14:49	thakarek@gmail.com		Dr. Kishor Yashwantrao Thakare	Geography	Humanities	A) Strongly Agree	B) Agree	B) Agree	A) Strongly Agree	B) Agree	B) Agree	B) Agree	B) Agree	B) Agree	B) Agree	C) Uncertain	B) Agree	No	
8/26/2023 19:28:07	vetishankar@gmail.com		Dr. Vinodha Babur Tankar	English	Arts & Commerce	B) Agree	B) Agree	B) Agree	B) Agree	B) Agree	B) Agree	B) Agree	A) Strongly Agree	B) Agree	C) Uncertain	B) Agree	C) Uncertain	Overall good.	
8/26/2023 20:29:41	wasnikp@gmail.com		Dr. Rakesh P. Wasnik	English	Humanity	A) Strongly Agree	B) Agree	A) Strongly Agree	B) Agree	B) Agree	A) Strongly Agree	A) Strongly Agree	A) Strongly Agree	A) Strongly Agree	A) Strongly Agree	A) Strongly Agree	B) Agree	B) Agree	The language of eil syllabus should have been easier for the rural students
8/26/2023 12:10:02	rakshithakare1983@gmail.com		Dr. Rakesh Umrao Thakare	Microbiology	Science & Technology	A) Strongly Agree	A) Strongly Agree	A) Strongly Agree	A) Strongly Agree	A) Strongly Agree	A) Strongly Agree	A) Strongly Agree	A) Strongly Agree	A) Strongly Agree	A) Strongly Agree	A) Strongly Agree	A) Strongly Agree	A) Strongly Agree	Syllabus need to be improved to cope up with the students from National Universities.
8/26/2023 14:16:27	dnyaneshwar@gmail.com		Dnyaneshwar N Langewar	Botany	Science	B) Agree	B) Agree	C) Uncertain	B) Agree	B) Agree	B) Agree	B) Agree	B) Agree	B) Agree	B) Agree	B) Agree	B) Agree	B) Agree	The syllabus should also contain self based contents
8/26/2023 21:18:40	rakshithakare1975@gmail.com		Dr. Rakesh V. Talasila	English	Arts	B) Agree	B) Agree	A) Strongly Agree	B) Agree	A) Strongly Agree	B) Agree	B) Agree	B) Agree	B) Agree	B) Agree	B) Agree	B) Agree	A) Strongly Agree	Nice one, but need to make efforts to

## Structured Feedback Received from Students on Design and Review of Syllabus

### ANALYSIS OF STUDENTS FEEDBACK REPORT 2022-23

The feedback is taken from 324 students from Arts, Commerce and Science streams. The feedback forms have been designed with the help of Google forms and shared with the students through social media groups. They were asked to submit their responses to a set of thirteen statements on a 4-point Scale with different choices. The feedback thus received was then analysed by the Committee and shared with the Principal, IQAC and the faculties for discussion. The analysis of the feedback is given Statement-wise as follows:

**Statement 1:** The syllabus of each subject was – majority of the students i.e. 51.54% found the syllabus challenging while 40.74 % found it adequate.

**Statement 2:** Academic ability to understand the course was – majority of students i.e. 53.40% found it more than adequate, 34.57% found it simply adequate while 1.85% agreed that it was inadequate and 10.19% stated as unable to say.

**Statement 3:** The Understanding level of the course was – 21.30% students found it Manageable while 61.73% students found it as convenient, 12.96% students found it difficult while 4.01% stated it as very difficult.

**Statement 4:** How much of the syllabus was covered in the class – majority of the students i.e. 48.77% agreed that 85% to 100% syllabus was covered while 25.31% students said that 70-85% syllabus was covered. 24.07% held the opinion in favour of 55-70% and 11.42% students opted for less than 55%.

**Statement 5:** What is your opinion about the library material for the course – majority of the students i.e. 52.78% opined excellent while 33.02% students found it sufficient. 6.79% students opined insufficient and 5.56% found it poor.

**Statement 6:** How was the availability of material for the prescribed reading - 38.27% students agreed that it was very good while 51.54% students opined good. 6.17% students found it insufficient while 4.01% students declared it poor.

**Statement 7:** How was the role of internal assessment - 34.26% students called it effective while 38.58% held the view that it was moderate. 24.38% students found it helpful while 2.78% students opted for unable to say.

**Statement 8:** What impact, according to you, will the internal assessment have on your course grade – majority of the students i.e. 50.62% agreed that it helps improving while 29.01% students opined that it was unfavourable. 15.12% students found it ineffective while 5.25% students opted for not at all.

**Statement 9:** Were your assignments discussed with you? – majority of the students i.e. 53.70% opted for yes fully while 25.62% students said yes partly, 15.74% students said sometimes while 4.94% students opted for not at all.



**Statement 10:** Was there any scope in syllabus for personal interaction with teachers - 52.47% students said fully yes while 35.49% students opined as some extent. 6.48% students said no while 5.56% students opted for can't say.

**Statement 11:** Did you visit industries, museum, laboratories, science centres, banks and any other colleges and universities? - 34.88% students said yes frequently, while 29.32% students opted for sometimes. 15.74% students said rarely while 20.06% students opted for not at all.

**Statement 12:** Whether the course covered Gender Issues, Human Values, and environmental issues? – Majority of students is i.e. 45.06% opined yes considerably while 43.83% students opted for yes partly. 5.86% students opted for not at all while 5.25% students said can't say.

**Statement 13:** Did the syllabus have the practical value – majority of students i.e. 51.54% opted for yes fully while 17.90% students said yes partly. 24.69% students agreed that it had to some extent while 5.86% students preferred can't say.

**Structured Feedback Received from Students for Design and Review of Syllabus**

Year wise

**STUDENTS FEEDBACK REPORT**

2022-23

**FEEDBACK REPORT DATA IN PERCENT (%) (Total Sample:324)**

<b>QUE: -</b>	<b>Option</b>	<b>ARTS (121)</b>	<b>COMMERCE (51)</b>	<b>SCIENCE (152)</b>	<b>Total (324)</b>	<b>%</b>
1.The syllabus of each subject was	A. Challenging	57	30	80	167	51.54321
	B. Boring	03	02	04	9	3.08642
	C. Adequate	57	16	59	132	40.74074
	D. Inadequate	04	03	9	16	4.012346
2. Your Academic ability to understand the course was	A. More Than Adequate	57	30	86	173	53.39506
	B. Simply Adequate	47	15	50	112	34.5679
	C. Inadequate	02	02	02	6	1.851852
	D. Unable to Say	15	4	14	33	10.18519
3. Understanding level of the course was-	A. Manageable	17	06	46	69	21.2963
	B. Convenient	86	38	76	200	61.7284
	C. Difficult	13	7	22	42	12.96296
	D. Very difficult	5	00	8	13	4.012346
4. How much of the syllabus was covered in class	A .85% to	41	14	72	158	48.76543
	B. 70% to 85%	37	13	32	82	25.30864
	C. 55% to 70%	29	15	34	78	24.07407
	D. Less than 55%	14	9	14	37	11.41975

5. What is your opinion about the library materials for the course?	A. Excellent	52	24	95	171	52.77778
	B. Sufficient	51	19	37	107	33.02469
	C. Insufficient	06	5	11	22	6.790123
	D. Poor	12	3	9	24	5.555556
6. How was the availability of material for the prescribed reading?	A. Very Good	48	12	73	133	38.2716
	B. Good	61	33	64	158	51.54321
	C. Insufficient	7	3	10	20	6.17284
	D. Poor	5	3	5	13	4.012346
7. How was the role of internal assessment	A. Effective	34	12	65	111	34.25926
	B. Moderate	51	60	50	125	38.58025
	C. Helpful	32	13	34	79	24.38272
	D. Unable to say	4	2	3	9	2.777778
8. What impact, according to you, will the internal assessment have on your course grade	A. Helps improving	54	23	87	164	50.61728
	B. unfavourable	37	17	40	94	29.01235
	C. Ineffective	22	08	19	49	15.12346
	D. Not at all	8	3	6	17	5.246914
9. Assignments discussed with you	A. Yes, fully	56	23	95	174	53.7037
	B. Yes, partly	38	14	31	83	25.61728
	C. Sometimes	20	11	20	51	15.74074
	D. Not at all	7	3	6	16	4.938272
10. Was there any scope in syllabus for personal interaction with teachers?	A. Yes	60	23	87	170	52.46914
	B. To some extent	45	23	47	115	35.49383
	C. No	8	2	11	21	6.481481
	D. Can't say	8	3	7	18	5.555556

11. Did you visit industries, museums, laboratories, science centres, banks and any other colleges and universities?	A. Yes, frequently	39	12	58	109	34.87654
	B. sometimes	34	16	49	99	29.32099
	C. Rarely	22	9	20	51	15.74074
	D. Not at all	26	14	25	65	20.06173
12. Whether the course covered Gender Issues, Human Values, Environmental issue?	A. Yes, considerably	54	18	74	146	45.06173
	B. yes, partly	55	27	60	142	43.82716
	C. Not at all	7	1	11	19	5.864198
	D. Can't say	5	5	7	17	5.246914
13. Did the syllabus have the practical value	A. Yes, fully	55	27	85	167	51.54321
	B. Yes, partly	26	9	23	58	17.90123
	C. To some extent	31	14	35	80	24.69136
	D. Can't say	9	1	9	19	5.864198





**Yashwantrao Chawhan Arts, Commerce & Science College,  
Lakhandur, Distt. Bhandara**

**Structured feedback received from Students for design and review of syllabus  
Semester wise /year wise**

Name of the Student: Mr/Ms/Mrs .....

Year ..... Department: ..... Course: B.A./B.Com./B.Sc./M.A./M.Sc.

- The information will be used only for the improvement of the curriculum.
- You need not mention your name if you do not wish to.
- Write your option as a, b, c or d in given blank box.

1. The syllabus of each subject was प्रत्येक विषयाचा अभ्यासक्रम

a) Challenging आव्हानात्मक	b) boring वटिक्यासे/निरस	c) adequate पर्याप्त	d) inadequate अपर्याप्त	<input type="checkbox"/>
-------------------------------	-----------------------------	-------------------------	----------------------------	--------------------------

2. Your academic ability to understand the course was अभ्यासक्रमाचा समजण्याची शैक्षणिक क्षमता

a) more than adequate अधिक पर्याप्त	b) simply adequate फक्त पर्याप्त	c) inadequate अपर्याप्त	d) unable to say सांगू शकत नाही	<input type="checkbox"/>
--	-------------------------------------	----------------------------	------------------------------------	--------------------------

3. Understanding level of the course was :- अभ्यासक्रमाचे अकलन स्तर

a) manageable आटोपशील	b) convenient सोयीस्कर	c) difficult कठीन	d) very difficult बहु कठीन	<input type="checkbox"/>
--------------------------	---------------------------	----------------------	-------------------------------	--------------------------

4. How much of the syllabus was covered in class?

अभ्यासक्रम वर्गात किती प्रमाणात पूर्ण करण्यात आले

a) 85 to 100%	b) 70 to 85%	c) 55 to 70%	d) less than 55%	<input type="checkbox"/>
---------------	--------------	--------------	------------------	--------------------------

5. What is your opinion about the library materials for the course?

अभ्यासक्रमासाठी ग्रंथालयातील साहित्य व सुविधा बाबत आपला अभिप्राय

a) excellent उत्कृष्ट	b) sufficient पर्याप्त	c) insufficient अपर्याप्त	d) poor असमाधानकारक	<input type="checkbox"/>
--------------------------	---------------------------	------------------------------	------------------------	--------------------------

6. How was the availability of material for the prescribed reading?

नेमतेल्या अभ्यासक्रमासाठी साहित्याची उपपुस्तका

a) very good उत्तम	b) good ठीक	c) insufficient अपर्याप्त	d) poor असमाधानकारक	<input type="checkbox"/>
-----------------------	----------------	------------------------------	------------------------	--------------------------

7. How was the role of internal assessment? अंतर्गत मूल्यांकनाची भूमिका

a) effective परिणामकारक	b) moderate मध्यम	c) helpful सहायक	d) unable to say सांगण्यास असमर्थ	<input type="checkbox"/>
----------------------------	----------------------	---------------------	--------------------------------------	--------------------------

8. What impact, according to you, will the internal assessment have on your course grade?

अंतर्गत मूल्यांकनाचा अभ्यासक्रमाच्या दर्जावर प्रभाव

a) helps improving प्रगतीत मदत	b) unfavorable प्रतिकूल	c) uneffective अपरिणामकारक	d) not at all काहीही नाही	<input type="checkbox"/>
-----------------------------------	----------------------------	-------------------------------	------------------------------	--------------------------

9. Were your assignments discussed with you?

तुमच्या स्वाध्याय बाबत चर्चा होते काय

a) yes, fully पूर्णतः होय	b) yes, partly काही प्रमाणात	c) sometimes काहीकाही	d) not at all अतिशय नाही	<input type="checkbox"/>
------------------------------	---------------------------------	--------------------------	-----------------------------	--------------------------

*(Signature)*  
**Coordinator**  
IQAC, NAAC  
Y.C. College Lakhandur



*(Signature)*  
**Principal**  
Y. C. College, Lakhandur  
Dist, Bhandara

Scanned with Oken Scanner

10. Was there any scope in syllabus for personal interaction with teachers?

विद्यार्थी अभ्यासक्रमानुसार वैयक्तिक संवाद साधण्याची संधी होती काय ?

a) Yes पूर्णतः होय	b) to some extent काही प्रमाणात	c) no नाही	d) can't say सांगू शकत नाही	<input type="checkbox"/>
-----------------------	------------------------------------	---------------	--------------------------------	--------------------------

11. Did the course/syllabus encourage you for small group work?

काय अभ्यासक्रमाने तुम्हाला सगुहकार कार्य करण्यास प्रवृत्त केले ?

a) Yes पूर्णतः होय	b) to some extent काही प्रमाणात	c) no नाही	d) can't say सांगू शकत नाही	<input type="checkbox"/>
-----------------------	------------------------------------	---------------	--------------------------------	--------------------------

12. Did you visit industries, museums, laboratories, science centres, banks and any other colleges and universities? काय तुम्ही अभ्यासक्रमाअंतर्गत उद्योगधंदे, संग्रहालये, विज्ञान केंद्रे, दारु महाविद्यालये व विद्यापीठांना भेट दिली काय ?

a) Yes, frequently होय वारंवार	b) sometimes कधीकधी	c) rarely कवित	d) not at all ऊर्धीच नाही	<input type="checkbox"/>
-----------------------------------	------------------------	-------------------	------------------------------	--------------------------

13. Whether the course covered Gender Issues, Human Values, Environmental issues?

अभ्यासक्रमात लिंग, मानवीपधूल्ये पर्यावरणविषयी मुद्दे यांचा समावेश करण्यात आलेला आहे काय ?

Yes, considerably व्यापकरी	Yes, Partly काही प्रमाणात	Not at all अजिबात नाही	Can't say सांगू शकत नाही	<input type="checkbox"/>
-------------------------------	------------------------------	---------------------------	-----------------------------	--------------------------

14. Did the syllabus have the practical value? अभ्यासक्रमात व्यावहारिक उपयोगिता होती काय ?

Yes, fully पूर्णतः होय	Yes, Partly अंशतः	To some extent काही प्रमाणात	Can't say सांगू शकत नाही	<input type="checkbox"/>
---------------------------	----------------------	---------------------------------	-----------------------------	--------------------------

15. If you have other comments to offer on the course please do below:

या व्यावहारिक अभ्यासक्रमाबाबत तुमची मते खालील ओळींमध्ये मांडावीत

\_\_\_\_\_

\_\_\_\_\_

\_\_\_\_\_

\_\_\_\_\_

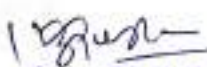
\_\_\_\_\_

\_\_\_\_\_

\_\_\_\_\_

\_\_\_\_\_

\_\_\_\_\_

  
Coordinator  
IQAC, NAAC  
Y. C. College Lakhandur



  
Principal  
Y. C. College, Lakhandur  
Dist. Bhandara



**Yashwantrao Chawhan Arts, Commerce & Science College,  
Lakhandur Distt. Bhandara**

Structured feedback received from Teachers for design and review of syllabus  
Semester wise /year wise

Teacher's Name:	Academic Session:
Subject:	Year/Semester:
Course Name:	Type of course (Core/Elective):

You are requested to give your valued feedback on curriculum to bring improvement in the quality of the course. Select your ranking on the scale of A to E for each of the following parameters.  
(A- Strongly Agree, B- agree, C- Uncertain, D- Strongly disagree, E- Disagree)

Feedback on Course		A	B	C	D	E
1.	The depth of the syllabus content is adequate to have substantial learning Results.					
2	Course is adequate to fill the gap between modern life-challenges and Academics.					
3	The syllabus can be covered within the stipulated period as per the plan					
4	The units/sections in the syllabus are appropriately arranged in a proper sequence.					
5	The recommended textbooks are sufficient and based on the syllabus.					
6	Sufficient reference material and books are available for the topics mentioned in the syllabus.					
7	The text/resources are interesting and successful in the classroom.					
8	The learning objectives are as per the needs of the students.					
9	The text/resources are sufficient for the preparation of lessons.					
10	The text/resources are appropriate for my students' level.					
<b>Feedback on Laboratory component</b>						
11	The prescribed experiments arouse the interest of pupils in the subject and enhance their understanding.					
12	The practicals help to develop experimental, design, problem solving and analysis skills of the students.					

You may offer your views on strength and weakness of the course and also give suggestions for course improvement.

---



---



---



---



---



---



---

Date:

Signature of Teacher

*I. B. Bhat*  
Coordinator  
IQAC, NAAC  
Y.C. College Lakhandur



*[Signature]*  
Principal  
Y.C. College, Lakhandur  
Distt. Bhandara



Scanned with Oken Scanner

**Yashwantrao Chawhan Arts, Commerce & Science College,  
Lakhandur Distt. Bhandara**

Alumni Feedback

Name: Mr./Ms. \_\_\_\_\_

Age: \_\_\_\_\_ Sex (M/F) \_\_\_\_\_ Programme and Pass Out Year: \_\_\_\_\_

Occupation: \_\_\_\_\_

You are requested to give your valued feedback to bring improvement in the quality and development of the institution. Select your ranking on the scale of A to E for each of the following parameters.  
(A- Agree, B- Uncertain, C - Disagree)

Feedback	A	B	C
1 The learning experience I had at the college has been useful in my career and present life.			
2 The developments at the college in the recent years are appreciative.			
3 The alumni should play a positive role in the development of the college.			
4 The executive body of Alumni Association along with the college should take initiatives to efficiently enroll and strengthen the Alumni Association.			
5 The Alumni can willingly contribute to the development of the college?			
6 Alumni may be invited to deliver a guest lecture/ training or motivational session in the college, if interested.			

7. Most Memorable moment in the college as a student.

---



---



---

8. Suggestions for improvement of the Alumni Association.

---



---



---

9. You may offer your views on strength and weakness of the college and also give suggestions for quality improvement.

---



---



---



---



---

Date: \_\_\_\_\_

Signature \_\_\_\_\_

*[Signature]*  
Coordinator  
IQAC, NAAC  
Y.C. College Lakhandur



*[Signature]*  
Principal  
Y. C. College, Lakhandur,  
Dist, Bhandara

Scanned with Oken Scanner

**Structured Feedback Received from Students for Design and Review of Syllabus**

Year wise

**STUDENTS FEEDBACK REPORT 2021-22**

**FEEDBACK REPORT DATA IN PERCENT (%) (Total Sample:452)**

QUE: -	Option	ARTS (104)	COMMERCE (140)	SCIENCE (208)	Total (452)
1. The syllabus of each subject was	A. Challenging	65	94	128	287(63.50%)
	B. Boring	3	7	5	15(3.31%)
	C. Adequate	34	36	72	142(31.41%)
	D. Inadequate	2	3	3	8(17.78%)
2. Your Academic ability to understand the course was	A. More Than Adequate	54	75	85	214(47.35%)
	B. Simply Adequate	21	17	87	125(27.65%)
	C. Inadequate	27	41	06	74(16.37%)
	D. Unable to Say	2	7	30	39(8.63%)
3. Understanding level of the course was-	A. Manageable	19	26	31	76(16.81%)
	B. Convenient	70	93	44	207(45.80%)
	C. Difficult	13	18	122	153(33.85%)
	D. Very difficult	2	3	11	16(3.54%)
4. How much of the syllabus was covered in class	A. 85% to	31	22	34	87(7.52%)
	B. 70% to 85%	40	55	73	168(37.17%)
	C. 55% to 70%	23	43	82	148(32.74%)
	D. Less than 55%	10	20	19	49(10.84%)
5. What is your opinion about the	A. Excellent	61	67	97	225(49.78%)
	B. Sufficient	33	61	87	181(40.04%)

*[Signature]*  
**Coordinator**  
**IQAC. NAAC**  
**Y.C. College Lakhandur**



*[Signature]*  
**Principal**  
**Y. C. College, Lakhandur**  
**Dist. Bhandara**

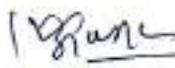
library materials for the course?	C. Insufficient	3	8	9	20(4.42%)
	D. Poor	7	4	15	26(5.75%)
6. How was the availability of material for the prescribed reading?	A. Very Good	51	53	69	173(38.05%)
	B. Good	45	82	127	254(56.19%)
	C. Insufficient	4	5	6	15(3.32%)
	D. Poor	4	0	6	10(2.21%)
7. How was the role of internal assessment	A. Effective	42	47	67	156(34.51%)
	B. Moderate	31	60	81	172(38.05%)
	C. Helpful	24	31	54	109(24.11%)
	D. Unable to say	7	2	6	15(3.32%)
8. What impact, according to you, will the internal assessment have on your course grade	A. Helps improving	58	67	101	226(50%)
	B. unfavorable	29	53	59	141(63.50%)
	C. Ineffective	12	16	37	65(14.38%)
	D. Not at all	5	4	11	20(4.42%)
9. Assignments discussed with you	A. Yes, fully	69	69	112	250(55.32%)
	B. Yes, partly	18	47	59	124(27.43%)
	C. Sometimes	15	20	33	68(15.04%)
	D. Not at all	2	4	4	10(2.21%)
10. Was there any scope in syllabus for personal interaction with teachers?	A. Yes	42	70	110	222(49.12%)
	B. To some extent	44	54	76	174(38.50%)
	C. No	2	7	7	16(3.54%)
	D. Can't say	6	9	15	30(6.64%)
11. Did you visit industries, museums, laboratories,	A. Yes, frequently	31	33	49	113(25%)
	B. sometimes	36	66	66	168(37.17%)

  
**Coordinator**  
**IQAC, NAAC**  
**Y.C. College Lakhandur**



  
**Principal**  
**Y. C. College, Lakhandur**  
**Dist, Bhandara**

science centres, blanks and any other colleges and universities?	C. Rarely	17	19	32	68(15.04%)
	D. Not at all	20	22	61	103(22.79%)
12. Whether the course covered Gender Issues, Human Values, Environmental issue?	A. Yes, considerably	34	43	74	151(33.41%)
	B. yes, partly	55	74	106	235(51.99%)
	C. Not at all	3	13	9	25(5.53%)
	D. Can't say	12	10	19	41(9.07%)
13. Did the syllabus have the practical value	A. Yes, fully	57	73	108	238(52.65%)
	B. Yes, partly	20	32	37	89(19.69%)
	C. To some extent	20	29	54	103(22.79%)
	D. Can't say	7	6	9	22(4.87%)

  
**Coordinator**  
 IQAC, NAAC  
 Y.C. College Lakhandur



  
**Principal**  
 Y. C. College, Lakhandur  
 Dist, Bhandara

## Structured Feedback Received from Students for Design and Review of Syllabus

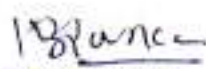
Year wise

### ANALYSIS OF STUDENTS FEEDBACK REPORT 2021-22


The Analysis of Student's Feedback Is Calculated on The Basis of Fourteen Questions And Various Ranking Scales Are Used for Selecting Parameters

The feedback is taken from 452 students which are from Arts, Commerce and Science Faculty. The analysis of feedback report from students about **Design and Review of Syllabus** is given below: -

1. The reviews are collected from students about the syllabus on the basis of challenging, adequate, boring, and inadequate features. The result is more about challenging and Adequate and it's ratio is 287(63.50%) and 142(31.41%) respectively.
2. The reply is received about Academic ability to understand the course was 214(47.35%) more than adequate, 125(27.65%) Simply adequate, 15(3.32%) inadequate, 39(8.63%) unable to say.
3. The response is received for Understanding level of the course was 76(16.81%) Manageable, 207(45.80%) Convenient, 153(33.85%) Difficult and 16(3.54%) Very Difficult.
4. The response received about the ratio of syllabus covered in class is 87(7.52%) for 85% to, 168(37.17%) for 70-85%, 148(32.74%) for 55-70% and 49(10.84%) for less than 55%.
5. The result is come out about the library materials for the course is 225(49.78%) excellent, 181(40.04%) sufficient, 20(4.42%) insufficient and 26(5.75%) poor respectively.
6. The result obtained for the availability of material for the prescribed reading is 173(38.05%) very good, 254(56.19%) good, 15(3.33%) insufficient and 10(2.21%) poor.
7. The opinion got about the role of internal assessment is 156(34.51%) effective, 172(38.05%) moderate, 109(24.11%) helpful and 15(3.32%) unable to say.
8. The response received about What impact, according will the internal assessment have on course grade is 226(50%) helps improving, 141(31.20%) unfavourable, 65(14.38%) ineffective and 20(4.42%) not at all.
9. The result come out about assignments discussion is 250(55.32%) says Yes fully, 124(27.43%) says Yes Partly, 68(15.04%) says sometimes and 10(2.21%) says not at all.
10. The ratio about any scope in syllabus for personal interaction with teachers is 222(49.12%) says Fully Yes, 174(38.50%) says to some extent, 16(3.54%) says no and 30(6.64%) says can't say.
11. We have the result got about the visit industries, museums, laboratories, science centres, blanks and any other colleges and universities is 78(17.26%) for Yes, frequently, 126(27.88%) for sometimes, 62(13.72%) for rarely, 185(40.94%) for not at all.
12. We received the data about the course covered Gender Issues, Human Values, Environmental issue is 151(33.41%) for yes considerably, 235(51.99%) for yes partly, 25(5.53%) for not at all and 41(9.07%) for can't say.
13. The result got about the syllabus have the practical value is 238(52.65%) for yes fully, 89(19.69%) for yes partly, 103(22.79%) for to some extent and can't say 22(4.87%).

  
Coordinator  
IQAC, NAAC  
Y.C. College Lakhandur

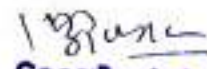


  
Principal  
Y. C. College, Lakhandur  
Dist. Bhandara

## Alumni Feedback Report 2021-22

Feedback on Course is given on the basis of following points  
The percentage of the report about Teachers feedback is given below:-

Sr.No	Subjects	Ranking Scale		
		Agree (%)	Uncertain (%)	Disagree (%)
1	The learning experience I had at the college has been useful in my career and present life.	90	5	5
2	The development at the college in the recent years is appreciative.	90	5	5
3	The Alumni should play a positive role in the development of the college.	85	10	5
4	The executive body of Alumni Association along with the college should take initiatives to efficiently enroll and strengthen the Alumni Association.	75	20	5
5	The Alumni can willingly contribute to the development of the college? .	80	15	5
6	Alumni may be invited to deliver a guest lecture/ training or motivational session in the college, if interested	85	10	5

  
**Coordinator**  
IQAC, NAAC  
Y. C. College Lakhandur



  
**Principal**  
Y. C. College, Lakhandur  
Dist. Bhandara

## Alumni Feedback Analysis 2021 - 2022

The analysis of quality and development of the institution is calculated on the Basis of Feedback from Alumni .


The following ranking scale is used for selecting parameters

A) Agree B) Uncertain C) Disagree.


The entire evaluation report from Alumni is based on quality and development of the institution. Each feedback factor has three option whether the ratio of agree.

Total number of respondent is 20. The Alumni entire evaluation analysis about the quality and development of the institution is as follows:

1. We got the reply from respondent about the learning experience I had at the college has been useful in my career and present life. Total Agree respondents are 18 ( 90%), uncertain respondent is 1(5%) and disagree respondent is 1(5%)
2. We found the ratio of feedback from Alumni relates to the development at the college in the recent years are appreciative. Agree respondents are 18 (90%), uncertain respondent is 1(5%) and disagree respondent is 1(5%)
3. We got reply relates to the Alumni should play a positive role in the development of the college. Total Agree respondents are 17 ( 85%), uncertain respondent is 2(10%) and disagree respondent is 1(5%)
4. We found result about the executive body of Alumni Association along with the college should take initiatives to efficiently enroll and strengthen the Alumni Association. Agree respondents are 15 (75%), uncertain respondent is 4(20%) and disagree respondent is 1(5%)
5. The reply comes about the Alumni can willingly contribute to the development of the college? Agree respondents are 16(80%), uncertain respondent is 3(15%) and disagree respondent is 1(5%)
6. We got reply about Alumni may be invited to deliver a guest lecture/ training or motivational session in the college, if interested. Agree respondents are 17 (85%), uncertain respondent is 2(10%) and disagree respondent is 1(5%)

  
**Coordinator**  
**IQAC. NAAC**  
**Y.C. College Lakhandur**



  
**Principal**  
**Y. C. College, Lakhandur**  
**Dist. Bhandara**



## Teachers Feedback Report 2021-22

Feedback on Course is given on the basis of following points  
The percentage of the report about Teachers feedback is given below:-

Sr. No.	Subjects	Ranking Scale				
		Strongly Agree (%)	Agree (%)	Uncertain (%)	Strongly Disagree (%)	Disagree (%)
1	The Depth of the syllabus content is adequate to have substantial learning Results.	24.1	75.9	00	00	00
2	Course is adequate to fill the gap between modern life- challenges and Academics.	13.8	72.4	13.8	00	00
3	The syllabus can be covered within the stipulated period as per the plan.	27.6	65.5	3.4	00	3.4
4	The units/sections in the syllabus are appropriately arranged in a proper sequence.	37.9	58.6	00	00	3.4
5	The recommended textbooks are sufficient and based on the syllabus.	34.5	65.5	00	00	00
6	Sufficient reference material and books are available for the topics mentioned in the syllabus.	24.1	69	3.4	00	3.4
7	The text/resources are interesting and successful in the classroom.	13.8	82.8	00	00	3.4
8	The learning objectives are as per the needs of the students.	31	69	00	00	00
9	The text/resources are sufficient for the preparation of lessons.	27.6	72.4	00	00	00

*IQAC*

**Coordinator  
IQAC, NAAC**

**Y. C. College Lakhandur**



*Principal*

**Principal  
Y. C. College, Lakhandur  
Dist. Bhandara**

10	The text/resources are appropriate for my student's level.	37.9	58.6	00	00	3.4
<b>Feedback on Laboratory component</b>						
11	The prescribed experiments arouse the interest of pupils in subject & enhance their understanding.	21.4	75	00	00	3.6
12	The practical's helps to develop experimental, design, problem solving and analysis skills of the students	35.7	57.1	7.1	00	00

### Teachers Feedback Analysis 2021 - 2022

The analysis of syllabus is calculated on the Basis of Feedback from Teachers.

The following ranking scale is used for selecting parameters

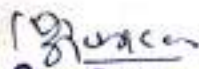
- A) Strongly Agree      B) Agree      C) Uncertain  
D) Strongly Disagree      E) Disagree.

The Subject wise Teaching evaluation report of the college is as follows:-


We are receiving total 29 teachers feedback and on the basis of their response we are analysis this data. The entire evaluation report of the college is based on the subject syllabus of the teachers. Each subject syllabus has five option whether the ratio of strongly agree.

The Teachers entire evaluation analysis about the subjects taught in the college is as follows:

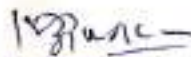
1. We got the response about the depth of the syllabus content is adequate to have substantial learning result is **24.1% strongly Agree, 75.9 % Agree, 0 % Uncertain, 0% strongly disagree and 0% disagree.**
2. We found the ratio of feedback from teachers relates to the course is adequate to fill the gap between modern life challenges and academics is **13.8% Strongly Agree, 72.4% Agree, 13.8% Uncertain, 0% strongly disagree and 0% disagree.**

  
**Coordinator**  
IQAC, NAAC  
Y.C. College Lakhandur




  
**Principal**  
Y. C. College, Lakhandur  
Dist. Bhandara

3. We got reply relates to the syllabus can be covered within the stipulated period as per plan is **27.6% Strongly Agree, 65.5% Agree, 3.4 % Uncertain, % strongly disagree and 3.4% disagree.**
4. We found result about unit/section in the syllabus arranged in proper sequence is **37.9% strongly agree, 58.6% Agree, 00 % Uncertain, 0% strongly disagree and 3.4% disagree.**
5. The reply comes about recommended textbooks are sufficient and based on the syllabus. The ratio about subject is, **34.5 % strongly agree, 65.5% agree.**
6. We got reply about study materials & books availability is mostly in favor of agree and the ratio is **24.1% strongly agree, 69% agree, 3.4% uncertain , 3.4% strongly disagree**
7. We got reply relates to the text/resources which are successful in classroom mostly in favor of agree. The ratio about this is **13.8% strongly agree, 82.8% agree, 2% uncertain, 2% strongly disagree and 3.4% disagree.**
8. We found the feedback reply about learning objectives comes mostly in favor of agree and the ratio is **31% strongly agree, 69% agree, 0 % uncertain, 0% strongly disagree and 0% disagree.**
9. There is a review come out relates to text/resources for preparation of lesson is agree. The ratio is **27.6% strongly agree, 72.4% agree, 0 % uncertain, 0% strongly disagree and 0% disagree.**
10. We got reply relates to the text/resources which are appropriate for my students level is mostly in favor of agree. The ratio about this is **58.6% agree, 37.9 % strongly agree, 0 % uncertain and 0% strongly disagree and 3.4% disagree.**
11. We got reply relates to the laboratory components relates interest of pupils in subject & enhance their understanding. The ratio about this is **21.4 % strongly agree, 75% agree, 5% uncertain. and 3.6 % strongly disagree.**
12. We got result about develop and analysis skills of the students is **35.7% Strongly Agree, 57.1% Agree, 7.1% Uncertain, 0% disagree.**

  
**Coordinator**  
**IQAC. NAAC**  
**Y.C. College Lakhandur**



  
**Principal**  
**Y. C. College, Lakhandur**  
**Dist. Bhandara**

**Yashwantrao Chawhan Arts, Commerce & Science College,  
Lakhandur, Distt. Bhandara**

**Structured feedback received from Students for design and review of syllabus  
Semester wise /year wise**

Name of the Student: Mr/Ms/Mrs -----

Year ----- Department: ----- Course: B.A./B.Com./B.Sc./M.A./M.Sc.

- The information will be used only for the improvement of the curriculum.
- You need not mention your name if you do not wish to.
- Write your option as a, b, c or d in given blank box.

1. The syllabus of each subject was प्रत्येक विषयाचा अभ्यासक्रम

a) Challenging आव्हानात्मक	b) boring कंटाळवाणे/निरस	c) adequate पर्याप्त	d) inadequate अपर्याप्त	<input type="checkbox"/>
-------------------------------	-----------------------------	-------------------------	----------------------------	--------------------------

2. Your academic ability to understand the course was अभ्यासक्रमाला समजण्याची शैक्षणिक क्षमता

a) more than adequate अधिक पर्याप्त	b) simply adequate फक्त पर्याप्त	c) inadequate अपर्याप्त	d) unable to say सांगू शकत नाही	<input type="checkbox"/>
--	-------------------------------------	----------------------------	------------------------------------	--------------------------

3. Understanding level of the course was :- अभ्यासक्रमाचे आकलन स्तर

a) manageable आटोपशीर	b) convenient सोयीस्कर	c) difficult कठीण	d) very difficult खूप कठीण	<input type="checkbox"/>
--------------------------	---------------------------	----------------------	-------------------------------	--------------------------

4. How much of the syllabus was covered in class?  
अभ्यासक्रम वर्गात किती प्रमाणात पूर्ण करण्यात आले

a) 85 to 100%	b) 70 to 85%	c) 55 to 70%	d) less than 55%	<input type="checkbox"/>
---------------	--------------	--------------	------------------	--------------------------

5. What is your opinion about the library materials for the course?  
अभ्यासक्रमाकरीता बंधालयान साहित्य व सुविधा बाबत आपला अभिप्राय

a) excellent उत्कृष्ट	b) sufficient पर्याप्त	c) insufficient अपर्याप्त	d) poor असमाधानकारक	<input type="checkbox"/>
--------------------------	---------------------------	------------------------------	------------------------	--------------------------

6. How was the availability of material for the prescribed reading?  
नेमलेल्या अभ्यासक्रमासाठी साहित्याची उपपुस्तता

a) very good उत्तम	b) good ठीक	c) insufficient अपर्याप्त	d) poor असमाधानकारक	<input type="checkbox"/>
-----------------------	----------------	------------------------------	------------------------	--------------------------

7. How was the role of internal assessment? अंतर्गत मूल्यांकनची भूमिका

a) effective परिणामकारक	b) moderate मध्यम	c) helpful सहायक	d) unable to say सांगण्यास असमर्थ	<input type="checkbox"/>
----------------------------	----------------------	---------------------	--------------------------------------	--------------------------

8. What impact, according to you, will the internal assessment have on your course grade?  
अंतर्गत मूल्यांकनाचा अभ्यासक्रमाच्या दर्जावर प्रभाव

a) helps improving प्रगतीत मदत	b) unfavorable प्रतिकूल	c) ineffective अपरिणामकारक	d) not at all काहीही नाही	<input type="checkbox"/>
-----------------------------------	----------------------------	-------------------------------	------------------------------	--------------------------

9. Were your assignments discussed with you?  
तुमच्या स्वाध्याय बाबत चर्चा होते काय

a) yes, fully पूर्णतः होय	b) yes, partly काही प्रमाणात	c) sometimes कधीकधी	d) not at all अजिबात नाही	<input type="checkbox"/>
------------------------------	---------------------------------	------------------------	------------------------------	--------------------------

10. Was there any scope in syllabus for personal interaction with teachers?

शिक्षकाशी अभ्यासक्रमाबाबत वैयक्तिक संवाद साधण्याची संधी होती काय ?

a) Yes पुर्णता होय	b) to some extent काही प्रमाणात	c) no नाही	d) can't say सांगू शकत नाही
-----------------------	------------------------------------	---------------	--------------------------------

11. Did the course/syllabus encourage you for small group work?

काय अभ्यासक्रमाने तुम्हाला समूहात कार्य करण्यास प्रवृत्त केले ?

a) Yes पुर्णता होय	b) to some extent काही प्रमाणात	c) no नाही	d) can't say सांगू शकत नाही
-----------------------	------------------------------------	---------------	--------------------------------

12. Did you visit industries, museums, laboratories, science centres, banks and any other colleges and universities? काय तुम्ही अभ्यासक्रमाअंतर्गत उद्योगधंदे, संग्रहालय, विज्ञान केंद्र, इतर महाविद्यालय व विद्यापीठांना भेट दिली का?

a) Yes, frequently होय वारंवार	b) sometimes कधीकधी	c) rarely कचित	d) not at all कधीच नाही
-----------------------------------	------------------------	-------------------	----------------------------

13. Whether the course covered Gender Issues, Human Values, Environmental issues?

अभ्यासक्रमात लिंग, मानवीयमूल्ये पर्यावरणाविषयी मुद्दे यांचा समावेश करण्यात आलेला आहे काय ?

Yes, considerably बऱ्यापैकी	Yes, Partly काही प्रमाणात	Not at all अजिबात नाही	Can't say सांगू शकत नाही
--------------------------------	------------------------------	---------------------------	-----------------------------

14. Did the syllabus have the practical value? अभ्यासक्रमात व्यावहारिक उपयोगिता होती काय

Yes, fully पुर्णता होय	Yes, Partly अंशतः	To some extent काही प्रमाणात	Can't say सांगू शकत नाही
---------------------------	----------------------	---------------------------------	-----------------------------

15. If you have other comments to offer on the course please do below:

या व्यतिरिक्त अभ्यासक्रमाबाबत तुमची मते खालील ओळींमध्ये मांडावीत

.....

.....

.....

.....

.....

.....

.....

.....

.....

.....

**Yashwantrao Chawhan Arts, Commerce & Science College,  
Lakhandur Distt. Bhandara**

**Structured feedback received from Teachers for design and review of syllabus  
Semester wise /year wise**

Teacher's Name:	Academic Session:
Subject:	Year/Semester:
Course Name:	Type of course (Core/Elective):

You are requested to give your valued feedback on curriculum to bring improvement in the quality of the course. Select your ranking on the scale of A to E for each of the following parameters.

(A- Strongly Agree, B- agree, C- Uncertain, D- Strongly disagree, E- Disagree)

Feedback on Course		A	B	C	D	E
1.	The depth of the syllabus content is adequate to have substantial learning Results.					
2	Course is adequate to fill the gap between modern life-challenges and Academics.					
3	The syllabus can be covered within the stipulated period as per the plan	✓				
4	The units/sections in the syllabus are appropriately arranged in a proper sequence.					
5	The recommended textbooks are sufficient and based on the syllabus.					
6	Sufficient reference material and books are available for the topics mentioned in the syllabus.					
7	The text/resources are interesting and successful in the classroom.					
8	The learning objectives are as per the needs of the students.					
9	The text/resources are sufficient for the preparation of lessons.					
10	The text/resources are appropriate for my students' level.					
<b>Feedback on Laboratory component</b>						
11	The prescribed experiments arouse the interest of pupils in the subject and enhance their understanding.					
12	The practicals help to develop experimental, design, problem solving and analysis skills of the students.					

**You may offer your views on strength and weakness of the course and also give suggestions for course improvement.**

---



---



---



---



---



---



---

Date:

Signature of Teacher



**Yashwantrao Chawhan Arts, Commerce & Science College,  
Lakhandur Distt. Bhandara**

Parents Feedback on Curriculum

Parent Name: Mr./Ms. \_\_\_\_\_ Age: \_\_\_\_\_ Sex (M/F) \_\_\_\_\_

Occupation: \_\_\_\_\_ Name of Ward \_\_\_\_\_

Programme and Year of Ward \_\_\_\_\_

Sr. No	Question	Excellent	Very Good	Good	Average	Poor
1	How is the programme that your ward going through in terms of the size of the courses? व्याप्तीच्या दृष्टिकोनातून तुमचा पाल्य शिकत असलेला अभ्यासक्रम कसा आहे.					
2	How is the availability of the text and reference books in the market? पाठ्यपुस्तक व संदर्भपुस्तकाची बाजारातील उपलब्धता.					
3	How do you rate the quality and relevance of the courses included into the Curriculum? अभ्यासक्रमाची गुणवत्ता व औचित्य याविषयी तुमचे मत.					
4	What do you think about the treatment of the students by the faculty irrespective of the background of the student (Gender, cast, community, creed etc.) in teaching and+ evaluation? विद्यार्थ्यांना त्यांच्या पार्श्वभूमीचा (जल, तिग, धर्म, समाज ई.) विचार न करता शिक्षकांकडून मिळणाऱ्या वागणुकीविषयी तुमचे मत.					
5	How do you opine about the environment of the college for fruitful delivery of the course contents? अभ्यासक्रम पाल्यांना यशस्वीरित्या शिकविता यावा यासाठी महाविद्यालयातील वातावरणाविषयी तुमचे मत.					
6	How do you rate the courses in terms of their relevance to the latest and/or future technologies? अद्यतन व भविष्यकालीन तंत्रज्ञानाच्या दृष्टिकोनातून अभ्यासक्रमाची उपयुक्तता.					
7	What rank would you assign to the programmes based on the comfort of your ward in handling with the workload? तुमचा पाल्याच्या अभ्यासक्रमाच्या व्याप्तीला हाताळण्या संबंधीच्या सोयीचा विचार करता अभ्यासक्रमाविषयी तुमचे मत.					
8	How do you order the quality of the teaching in the institution? महाविद्यालयातील अध्यापनाच्या गुणवत्तेविषयी तुमचे मत.					
9	How do you consider the outcomes that your ward has achieved from the courses? अभ्यासक्रमाच्या माध्यमातून पाल्याने मिळविलेल्या यशासंबंधी तुमचे मत.					
10	How do you rate the transparency of the evaluation system in the College? मूल्यांकनाविषयी जोपासल्या जाणाऱ्या पारदर्शकते संबंधी तुमचे मत.					
11	How do you rank the college initiatives that help your ward in getting jobs and placements? पाल्याला रोजगार मिळता या संबंधी महाविद्यालयाच्या भूमिकेविषयी तुमचे मत.					
12	How do you grade the transformation of your ward after the completion of the course? अभ्यासक्रम समाप्तीनंतर पाळ्यांमध्ये होणाऱ्या परिवर्तनासंबंधी तुमचे मत.					
13	How do you rank the scholarship/ concessions given to your ward by the College? महाविद्यालयाद्वारे पाल्याला मिळणाऱ्या शिष्यवृत्ती किंवा इतर सवलतीविषयी तुमचे मत.					

Signature



**Yashwantrao Chawhan Arts, Commerce & Science College,  
Lakhandur Distt. Bhandara  
Parents Feedback**

Parent Name: Mr./Ms. \_\_\_\_\_ Name of Ward: \_\_\_\_\_  
Age: \_\_\_\_\_ Sex (M/F) \_\_\_\_\_ Programme and Year of Ward \_\_\_\_\_

Sr. no.	Questions	Very good	Good	Average	Poor
1.	How do you rate the admission process of the college? महाविद्यालयीन प्रवेशाप्रक्रियेविषयी तुमचे मत				
2.	How do you appreciate the atmosphere of the college for educational development of the ward? तुमच्या पाल्याच्या शैक्षणिक विकासात महाविद्यालयाच्या वातावरणाच्या भूमिकेविषयी तुमचे अभिप्राय				
3.	What rank would you assign to the level of dialogues between the ward and the faculty members? पाल्य व शिक्षक यांच्यात असलेल्या संवादाविषयी तुमचे मत.				
4.	How do you order the completion of syllabus by faculty members within the given period? नियोजित वेळेत शिक्षक पूर्ण करित असलेल्या अभ्यासक्रमाविषयी तुमचे मत.				
5.	What do you think about the treatment meted out to your ward by the administrative staff members of the college? प्रशासकीय विभागातील कर्मचाऱ्यांकडून पाल्याला मिळत असलेल्या वागणुकीसंबंधी तुमचे मत.				
6.	How do you grade the participation of the ward in various competitions and programs organized at the institution? महाविद्यालयाद्वारे आयोजित विविध स्पर्धा व कार्यक्रमांमध्ये पाल्याच्या सहभागविषयी तुमचे अभिप्राय				
7.	What grade would you assign to the behaviour of teachers with your ward? शिक्षकांद्वारे पाल्याला मिळत असलेल्या वागणुकीसंबंधी तुमचे मत.				
8.	How do you rate the inculcation of moral & human values in your ward by the institution? महाविद्यालयाद्वारे पाल्यात विबळिण्यात आलेल्या नैतिक व मानवीय मूल्यांसंबंधी तुमचे मत.				
9.	How do you grade the overall development of your ward at the college? महाविद्यालयात पाल्याच्या झालेल्या सर्वांगीय विकासाविषयी तुमचे मत.				

10. You may offer your views on strength and weakness of the college and also give suggestions for the quality enhancement of the same. महाविद्यालयाच्या गुण आणि उणिवा विषयी तुमचा अभिप्राय व महाविद्यालयाचा गुणवत्ता वाढी करिता तुमच्या सूचना.

---



---



---



---



---



---



---



---



---



---

Signature \_\_\_\_\_





**Yashwantrao Chawhan Arts, Commerce & Science College,  
Lakhandur Distt. Bhandara**

**Alumni Feedback**

Name: Mr./Ms. \_\_\_\_\_

Age: \_\_\_\_\_ Sex (M/F) \_\_\_\_\_ Programme and Pass Out Year: \_\_\_\_\_

Occupation: \_\_\_\_\_

You are requested to give your valued feedback to bring improvement in the quality and development of the institution. Select your ranking on the scale of **A to E** for each of the following parameters.  
(A- Agree, B- Uncertain, C - Disagree)

Feedback	A	B	C
1 The learning experience I had at the college has been useful in my career and present life.			
2 The developments at the college in the recent years are appreciative.			
3 The alumni should play a positive role in the development of the college.			
4 The executive body of Alumni Association along with the college should take initiatives to efficiently enroll and strengthen the Alumni Association.			
5 The Alumni can willingly contribute to the development of the college?			
6 Alumni may be invited to deliver a guest lecture/ training or motivational session in the college, if interested.			

7. Most Memorable moment in the college as a student.

---

---

---

8. Suggestions for improvement of the Alumni Association.

---

---

---

9. You may offer your views on strength and weakness of the college and also give suggestions for quality improvement.

---

---

---

---

---

---

Date:


Signature




## Alumni Feedback Report 2020-21

Feedback on Course is given on the basis of following points  
The percentage of the report about Teachers feedback is given below:-

Sr. No.	Subjects	Ranking Scale		
		Agree (%)	Uncertain (%)	Disagree (%)
1	The learning experience I had at the college has been useful in my career and present life.	70	30	00
2	The development at the college in the recent years is appreciative.	80	20	00
3	The Alumni should play a positive role in the development of the college.	80	20	00
4	The executive body of Alumni Association along with the college should take initiatives to efficiently enroll and strengthen the Alumni Association.	10	90	00
5	The Alumni can willingly contribute to the development of the college? .	90	10	00
6	Alumni may be invited to deliver a guest lecture/ training or motivational session in the college, if interested	70	30	00

  
Coordinator  
IQAC, NAAC  
Y.C. College Lakhandur



  
Principal  
Y. C. College, Lakhandur  
Dist. Bhandara

## **Alumni Feedback Analysis 2020 - 2021**

**The analysis of quality and development of the institution is calculated on the Basis of Feedback from Alumni .**

The following ranking scale is used for selecting parameters


A) Agree      B) Uncertain      C) Disagree.

The entire evaluation report from Alumni is based on quality and development of the institution. Each feedback factor has three option whether the ratio of agree.


Total number of respondent is 10. The Alumni entire evaluation analysis about the quality and development of the institution is as follows:

1. We got the reply from respondent about the learning experience I had at the college has been useful in my career and present life. Total Agree respondents are 7( 70%) and uncertain respondent is 3(30%).
2. We found the ratio of feedback from Alumni relates to the development at the college in the recent years are appreciative. Agree respondents are 8(80%) and 2(20%) Uncertain.
3. We got reply relates to the Alumni should play a positive role in the development of the college. Total Agree respondents are 8(80%) and 2(20%) Uncertain.
4. We found result about the executive body of Alumni Association along with the college should take initiatives to efficiently enroll and strengthen the Alumni Association. Agree respondents are 1(10%) and 9(90%) Uncertain.
5. The reply comes about the Alumni can willingly contribute to the development of the college? . Agree respondents are 9(90%) and 1() 10% are uncertain.
6. We got reply about Alumni may be invited to deliver a guest lecture/ training or motivational session in the college, if interested. Agree respondents are 7(70%) and 3(30%) Uncertain.

(There are no reply about disagree)

  
Coordinator  
IQAC. NAAC  
Y.C. College Lakhandur



  
Principal  
Y. C. College, Lakhandur  
Dist. Bhandara

## EMPLOYER'S FEEDBACK REPORT 2020-21

### FEEDBACK REPORT DATA IN PERCENT (%)

QUE No.	VERY GOOD	GOOD	AVERAGE	POOR
1	90	10		-
2	80	10	10	
3	95	05		
4	75	20	5	
5	90	10	-	-
6	84	16	-	-
7	90	5	5	-
8	88	12	-	-
9	90	8	2	-
10	70	20	10	-
11	75	15	10	-

### Analysis of Employer's Feedback


The analysis of employer's feedback is calculated on the basis of Eleven Questions and following ranking scale is used for

Selecting parameters


A) Very Good      B) Good      C) Average      D) Poor

The analysis of feedback report from employer's about their employees (our students) is given below:-


- 1) Reply about the strengths of our students with respect to Individual & Team Work is 90% very good and 10% good.
- 2) Reaction about our students ability in applying the knowledge of Arts, Science and Commerce facilities in solving the problems related to respective fields is 80% very good, 10% good and 10% average.

  
Coordinator  
IQAC, NAAC  
Y.C. College Lakhandur




  
Principal  
Y. C. College, Lakhandur  
Dist. Bhandara

- 3) We got reply about our students with respect to their ethical and moral values are 95% very good and 5% good.
- 4) Reply about our students with respect to communication skill is 75% very good, 20% good and 5% average.
- 5) Reaction about our students with respect to work is 90% very good and 10 % good.
- 6) Reaction about our students with respect to sincerity, loyalty, dedication to the job is 84 % very good and 16% good.
- 7) We got reply about our students with respect to being open to new ideas and learning new technology is 90 % very good, 5% good and 5% average.
- 8) We got reply about our students with respect overall performance in term of percentage contribution to your organisation is 88% very good and 12% good.
- 9) We got reply about our students overall performance is 90% very good, 8% good and 2% average
- 10) We got reply about our student's behaviour and relation with other employees is 70% very good, 20% good and 10% are average.
- 11) We got reply about our student's mental and physical strength is 75% very good, 15% good and 10% average

  
Coordinator  
IQAC, NAAC  
Y.C. College Lakhandur



  
Principal  
Y. C. College, Lakhandur  
Dist. Bhandara

## STUDENTS' FEEDBACK REPORT 2020-2021

### FEEDBACK REPORT DATA IN PERCENT (%)

QUE:-	OPTION	ARTS	COMMERCE	SCIENCE
1	A	80	60	70
	B	15	15	15
	C	5	25	15
	D	0	0	0
2	A	35	30	22
	B	35	50	40
	C	20	15	23
	D	10	5	15
3	A	60	45	50
	B	32	40	30
	C	4	5	10
	D	4	10	10
4	A	75	85	90
	B	25	15	10
	C	0	0	0
	D	0	0	0
5	A	35	40	30
	B	55	60	70
	C	7	0	0
	D	3	0	0
6	A	50	45	30
	B	50	45	60
	C	0	5	5
	D	0	5	5
7	A	22	40	36
	B	40	35	23
	C	35	20	35
	D	3	5	6
8	A	55	65	55
	B	30	25	35
	C	5	5	6
	D	10	5	4
9	A	56	60	70
	B	30	35	12
	C	10	3	8
	D	4	2	10
10	A	60	50	60
	B	28	40	21
	C	6	6	8
	D	6	4	10
11	A	45	45	60
	B	45	48	33
	C	5	3	5
	D	5	5	2
12	A			
	B			
	C			
	D			

QUE:-	OPTION	ART	COMMERCE	SCIENCE
13	A	50	15	40
	B	30	50	50
	C	10	20	8
	D	10	15	2
14	A	55	55	66
	B	30	35	20
	C	15	6	4
	D	00	4	6

  
 Coordinator  
 IQAC, NAAC  
 Y.C. College Lakhandur




  
 Principal  
 Y. C. College, Lakhandur  
 Dist. Bhandara

## Students' feedback Analysis

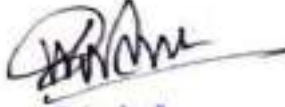
2020-2021

The student's entire evaluation analysis about the subjects taught in the college is as follows:-

1. The reply got of each subjects syllabus in Arts Stream 80 % for challenging, 15% for adequate and 5% for boring. Also in Commerce Stream 60% for challenging, 15% for adequate and 25% for boring and in Science Stream 70%for challenging, 15% for adequate and 15% for boring, reaction about syllabus.
2. The reaction got about academic ability to understand the course was in Arts Stream 35% more than adequate, 35% simply adequate, 20 % inadequate and 10 % unable to say. In the Commerce Stream 30% more than adequate, 50% simply adequate, 15% inadequate, 5 % unable to say. And in Science Stream 22% more than adequate, 40% simply adequate , 23% inadequateand 15% unable to say.
3. The respondents ratio got about understanding level of the course was in Arts Stream 60% convenient, 32% difficult, 4% manageable and 4% verydifficult. In Commerce Stream 45% convenient, 40% difficult, 5% manageable and 10% very difficult and in Science Stream 50% convenient, 30% difficult, 10% manageable and 10% very difficult.
4. The reaction got about the syllabus was covered in class by online in Arts Stream 75 % for 85 % to 100%, 25% for 70% to 85%. In Commerce Stream 85% for 85 % to 100%, 15% for 70% to 85% and in Science Stream 90 % for 85 % to 100%, 10% for 70% to 85%.
5. The reaction got about the Library Materials for the course in Arts Stream is 35% excellent, 55% sufficient, 7% insufficient and 3% poor. In Commerce Stream 40% excellent, 60% sufficient, and in Science Stream 30% excellent, 70% sufficient
6. Reaction about availability of material for the prescribed reading in Arts Stream 50% very good, 50% good. In Commerce Stream 45% very good, 45% good, 5% insufficient, 5% poor and in Science Stream 30% very good, 60% good, 5% insufficient, 5% poor.
7. Reaction about how was the role of internal assessment in Arts Stream 22% effective, 40% moderate, 35% helpful and 3% unable to say. In Commerce 40% effective, 35% moderate, 20% helpful, 5% unable to say and in Science Stream 36% effective, 23% moderate, 35% helpful, 6% unable to say.

  
Coordinator  
IQAC, NAAC  
Y.C. College Lakhandur




  
Principal  
Y. C. College, Lakhandur  
Dist. Bhandara



8. Reaction about what impact, according to you wills the internal assessment have on your Course Grade in Arts Stream 55% helps improving, 30 % unfavorable, 5% ineffective, 10% not at all. In Commerce Stream 65% helps improving, 25% unfavorable, 5% ineffective, 5% not at all and in Science Stream 55% helps improving, 35% unfavorable, 6% ineffective, 4% not at all.
9. Reaction about assignment discussed with students in Arts Stream 56% says yes fully, 30% say yes partly, 10% say sometime, 4% say not at all. In Commerce Stream 60% say yes fully, 35% say yes partly, 3% say sometimes, 2% say not at all and in Science Stream 70% say yes fully, 12% say yes partly, 8% say sometimes, 10% say not at all.
10. Reply got about was there any scope in syllabus for personal interaction with teachers in Arts Stream 60% yes, 28% to some extent, 6% say no and 6% can't say. In Commerce Stream 50% yes, 40% to some extent, 6% say no, 4% can't say and in Science Stream 60% yes, 21% to some extent, 8% say no, 10 % can't say.
11. Reaction about the course/ syllabus encourage for small group of work in Arts Stream is 45% yes, 45% to some extent, 5% say no and 5% can't say. In Commerce Stream is Stream is 45% yes, 48% to some extent, 3% say no 5% can't say and in Science Stream is 60% yes, 33% to some extent, 5% say no and 2% can't say.
12. Reply about visit industries, museums, laboratories, science centers, banks and any other colleges and universities in Arts Stream is 3% yes frequently, 5% to sometimes, 12% rarely and 80% not at all. In Commerce Stream is 5% yes frequently, 15% to sometimes, 25% rarely and 55 % not at all and in Science Stream is 5% yes frequently, 4% to sometimes, 10% rarely and 81% not at all
13. Reaction about whether the course covered gender issues, human values, environmental issues In Arts Stream there are 50% say yes considerable, 30%yes partly,10 % say not at all, 10% can't say. In Commerce Stream there are 15% say yes considerable,50% yes partly, 20 % say not at all, 15% can't say and In Science Stream there are 40% say yes considerable, 50% yes partly and 8% say not at all, 2% can't say.
14. Reply percentage of students about the syllabus have the practical value is in Arts Stream is 55% say yes considerable, 30% yes partly and 15% can't say In Commerce Stream is 55% say yes considerable, 35% yes partly and 6% can't say, 4% say not at all. And in Science Stream is 66% say yes considerable, 20%yes partly, 4% can't say, 6% say not at all.

  
 Coordinator  
 IQAC. NAAC  
 Y.C. College Lakhandur




  
 Principal  
 Y. C. College, Lakhandur  
 Dist. Bhandara

## Teachers Feedback Report 2020-21


**Feedback on Course is given on the basis of following points**

The percentage of the report about Teachers feedback is given below:-


Sr. No.	Subjects	Ranking Scale				
		Strongly Agree (%)	Agree (%)	Uncertain (%)	Strongly Disagree (%)	Disagree (%)
1	The Depth of the syllabus content is adequate to have substantial learning Results.	30	55	10	3	2
2	Course is adequate to fill the gap between modern life- challenges and Academics.	15	60	10	5	10
3	The syllabus can be covered within the stipulated period as per the plan.	30	35	30	3	2
4	The units/sections in the syllabus are appropriately arranged in a proper sequence.	20	57	10	3	10
5	The recommended textbooks are sufficient and based on the syllabus.	50	50	0	0	0
6	Sufficient reference material and books are available for the topics mentioned in the syllabus.	45	50	4	1	0
7	The text/resources are interesting and successful in the classroom.	20	70	2	2	6
8	The learning objectives are as per the needs of the students.	30	55	5	4	6

  
 Coordinator  
 IQAC, NAAC  
 Y.C. College Lakhandur




  
 Principal  
 Y. C. College, Lakhandur  
 Dist. Bhandara

9	The text/resources are sufficient for the preparation of lessons.	25	55	8	2	10
10	The text/resources are appropriate for my student's level.	10	60	12	8	10
<b>Feedback on Laboratory component</b>						
11	The prescribed experiments arouse the interest of pupils in subject & enhance their understanding.	15	75	5	00	5
12	The practical's helps to develop experimental, design, problem solving and analysis skills of the students	30	66	2	00	2

  
 Coordinator  
 IQAC, NAAC  
 Y.C. College Lakhandur



  
 Principal  
 Y. C. College, Lakhandur  
 Dist. Bhandara

## Teachers Feedback Analysis

2020 - 2021

The analysis of syllabus is calculated on the Basis of Feedback from Teachers.

The following ranking scale is used for selecting parameters


- A) Strongly Agree      B) Agree      C) Uncertain  
D) Strongly Disagree      E) Disagree.

The Subject wise Teaching evaluation report of the college is as follows:-

The entire evaluation report of the college is based on the subject syllabus of the teachers. Each subject syllabus has five option whether the ratio of strongly agree.

The Teachers entire evaluation analysis about the subjects taught in the college is as follows:

1. We got the reply about the depth of the syllabus content is adequate to have substantial learning result is 30% Strongly Agree, 55 % Agree, 10 % Uncertain, 3% strongly disagree and 2% disagree.
2. We found the ratio of feedback from teachers relates to the course is adequate to fill the gap between modern life challenges and academics is 15% Strongly Agree, 60 % Agree, 10 % Uncertain, 5% strongly disagree and 10% disagree.
3. We got reply relates to the syllabus period as per plan is 30% Strongly Agree, 35 % Agree, 3 % Uncertain, 2% strongly disagree and 2% disagree.
4. We found result about unit/section in the syllabus arranged in proper sequence is 20% Strongly Agree, 57% Agree, 10 % Uncertain, 3% strongly disagree and 10% disagree.
5. The reply comes about syllabus related books mostly in favor of Agree. The ratio about subject is, 50 % strongly agree , 50% agree,
6. We got reply about study materials & books availability is mostly in favor of agree and the ratio is 45% strongly agree, 50% agree, 4% uncertain , 1% strongly disagree
7. We got reply relates to the text/resources which are successful in classroom mostly in favor of agree. The ratio about this is 20% strongly agree, 70% agree, 2% uncertain, 2% strongly disagree and 6% disagree.
8. We found the feedback reply about learning objectives comes mostly in favor of agree and the ratio is 30% strongly agree, 55% agree, 5 % uncertain, 4% strongly disagree and 6% disagree.
9. There is a review come out relates to text/resources for preparation of lesson is agree. The ratio is 25% strongly agree, 55% agree, 8 % uncertain, 2% strongly disagree and 10% disagree.

  
Coordinator  
IQAC, NAAC  
Y.C. College Lakhandur




  
Principal  
Y. C. College, Lakhandur  
Dist. Bhandara

10. We got reply relates to the text/resources which are appropriate for my students level is mostly in favor of agree. The ratio about this is 10% agree, 60 % strongly agree, 12 % uncertain and 8% strongly disagree and 10% disagree.
11. We got reply relates to the laboratory components relates interest of pupils in subject & enhance their understanding. The ratio about this is 15 % strongly agree, 75% agree, 5% uncertain. and 5 % strongly disagree.
12. We got result about develop and analysis skills of the students is 30% Strongly Agree, 66 % Agree, 2% Uncertain, 2% disagree.

  
Coordinator  
IQAC, NAAC  
Y.C. College Lakhandur



  
Principal  
Y. C. College, Lakhandur  
Dist. Bhandara

**EMPLOYER'S FEEDBACK REPORT 2019-2020**

**FEEDBACK REPORT DATA IN PERCENT (%)**

<b>QUE No.</b>	<b>VERY GOOD</b>	<b>GOOD</b>	<b>AVERAGE</b>	<b>POOR</b>
<b>1</b>	90	10		-
<b>2</b>	80	10	10	
<b>3</b>	90	10		
<b>4</b>	75	20	5	
<b>5</b>	80	20	-	-
<b>6</b>	80	20	-	-
<b>7</b>	85	10	5	-
<b>8</b>	90	10	-	-
<b>9</b>	80	10	10	-
<b>10</b>	80	20	-	-
<b>11</b>	85	10	5	-

## Analysis of Employer's Feedback 2019-20

The analysis of employer's feedback is calculated on the basis of Eleven Questions and following ranking scale is used for

Selecting parameters

A) Very Good      B) Good      C) Average      D) Poor

The analysis of feedback report from employer's about their employees (our students) is given below:-

- 1) Reply about the strengths of our students with respect to Individual & Team Work is 90% very good and 10% good.
- 2) Reaction about our students ability in applying the knowledge of Arts, Science and Commerce facilities in solving the problems related to respective fields is 80% very good, 10% good and 10% average.
- 3) We got reply about our students with respect to their ethical and moral values are 75% very good and 20% good and 5 % average.
- 4) Reply about our students with respect to communication skill is 75% very good, 20% good and 5% average.
- 5) Reaction about our students with respect to work is 80% very good and 20 % good.
- 6) Reaction about our students with respect to sincerity, loyalty, dedication to the job is 80 % very good and 20% good.
- 7) We got reply about our students with respect to being open to new ideas and learning new technology is 85 % very good, 10% good and 5% average.
- 8) We got reply about our students with respect overall performance in term of percentage contribution to your organisation is 90% very good and 10 % good.
- 9) We got reply about our students overall performance is 80% very good, 10% good and 10% average
- 10) We got reply about our student's behaviour and relation with other employees is 80 % very good and 20% good.
- 11) We got reply about our student's mental and physical strength is 80% very good, 10% good and 5% average

  
Coordinator  
IQAC, NAAC  
Y. C. College Lakhandur



  
Principal  
Y. C. College, Lakhandur  
Dist, Bhandara

## Parents Feedback Report 2019-20

Feedback on Course is given on the basis of following points

The percentage of the report about Parents feedback is given below:-

Total number of feedback from parents was 20

Sr.No	Subjects	Ranking Scale			
		Very Good (%)	Good (%)	Average (%)	Poor (%)
1	The admission process of the college.	12(60%)	6(30%)	2(10%)	00
2	The atmosphere of the college for educational development of the ward.	14(70%)	6(30%)	00	00
3	The level of dialogues between ward and the faculty members.	8(40%)	12(60%)	00	00
4	The completion of syllabus by faculty members within the given period.	4(20%)	16(80%)	00	00
5	The treatment meted out to their ward by the administrative staff members of the college.	6(30%)	14(70%)	00	00
6	The participation of the ward in various competitions and programs organized at the institution.	5(25%)	10(50%)	5(25%)	00
7	The behavior of teachers with your ward.	10(50%)	8(40%)	2(10%)	00
8	The inculcation of moral and human values in their ward by the institution.	8(40%)	12(60%)	00	00
9	The overall development of their ward at the college.	8(40%)	10(50%)	02(10%)	00

## Parents Feedback Analysis 2019-2020

The analysis of development of Parent's Ward in the college is calculated on the Basis of Feedback from Parents

The following **Ranking Scale** is used for selecting parameters

A) Very Good   B) Good   C) Average   D) Poor




Total number of respondents is 12. The entire evaluation analysis of development of Parent's Ward in the college is based on various Questions. Each question has four options. The reply got on these questions is as follows:-

1. There are 60% parents who answered 'very good' and 30% parents who answered 'good' and 10% parents who answered average regarding the admission process of the college.
2. There are 40% parents who answered "very good" and 60% parents who answered "good" regarding the atmosphere of the college for educational development of the ward.
3. There are 40% parents who answered "very good" and 60% parents who answered "good" regarding the level of dialogues between ward and the faculty members.
4. There are 20% parents who answered "very good" and 80% parents who answered "good" regarding the completion of syllabus by faculty members within the given period.
5. There are 30% parents who answered "very good" and 70% parents who answered "good" regarding the treatment meted out to their ward by the administrative staff members of the college.
6. There are 25% parents who answered "very good", 50% parents who answered "good" and 25 % are found average level regarding the participation of the ward in various competitions and programs organized at the institution.
7. There are 50% parents who answered "very good" and 40% parents who answered "good" and 10% parents who answered "average" regarding the behavior of teachers with your ward.
8. There are 40% parents who answered "very good" and 60% parents who answered "good" regarding the inculcation of moral and human values in their ward by the institution.
9. There are 40% parents who answered "very good" and 50% parents who answered "good" and 10% parents who answered "average" regarding the overall development of their ward at the college.

  
Coordinator  
IQAC, NAAC  
Y. C. College Lakhandar



  
Principal  
Y. C. College, Lakhandar  
Dist, Bhandara

## **Student's feedback Analysis 2019-20**

The student's entire evaluation analysis about the subjects taught in the college is as follows:-

1. The reply got of each subjects syllabus in Arts Stream 60 % for challenging, 30% for adequate and 10% for boring. Also in Commerce Stream 73% for challenging, 17% for adequate and 10% for boring and in Science Stream 75% for challenging, 15% for adequate and 10% for boring, reaction about syllabus.
2. The reaction got about academic ability to understand the course was in Arts Stream 60% more than adequate, 30% simply adequate, 10% inadequate and 0% unable to say. In the Commerce Stream 42% more than adequate, 40% simply adequate, 08% inadequate, 10 % unable to say. And in Science Stream 40% more than adequate, 30% simply adequate , 20% inadequate and 10% unable to say.
3. The respondents ratio got about understanding level of the course was in Arts Stream convenient 80% difficult, 18% manageable 02%and very difficult 0%. In Commerce Stream 55% convenient, 35% difficult, 10% manageable and 0% very difficult and in Science Stream 30% convenient, 50% difficult, 17% manageable and 3% very difficult.
4. The reaction got about the syllabus was covered in class in Art Stream option A 70 % Option B 25% option C 5%. In Commerce Stream Option A 80% Option B 18% Option C 2% and in Science Stream Option A 85 % Option B 15 %
5. The reaction got about the Library Materials for the course in Arts Stream is 60% excellent, 30% sufficient, 10% insufficient and 0% poor. In Commerce Stream 50% excellent, 40% sufficient, 7% insufficient and 3 % poor and in Science Stream 60% excellent, 35% sufficient, 5 % insufficient and 0% poor.
6. Reaction about availability of material for the prescribed reading in Arts Stream 52% very good, 48% good. In Commerce Stream 34% very good, 42% good, 12% insufficient, 12% poor and in Science Stream 48% very good, 32% good, 14% insufficient, 6% poor.
7. Reaction about how was the role of internal assessment in Arts Stream 64% effective, 28% moderate, 29% helpful.. In Commerce 50% effective, 38% moderate, 12% helpful and in Science Stream 45% effective 36% moderate and 19 % helpful
8. Reaction about what impact, according to you wills the internal assessment have on your Course Grade in Arts Stream 64% helps

improving, 28 % unfavorable, 1% ineffective, 7% not at all. In Commerce Stream 60% helps improving, 30% unfavorable, 8% ineffective, 2% not at all and in Science Stream 50% helps improving, 40% unfavorable, 6% ineffective, 4% not at all.

9. Reaction about assignment discussed with students in Arts Stream 62% says yes fully, 33% say yes partly, 5% say sometimes. In Commerce Stream 40% say yes fully, 34% say yes partly, 24% say sometimes, 2% say at all and in Science Stream 55% say yes fully, 30% say yes partly, 10% say sometimes, 5% say not at all.
10. Reply got about was there any scope in syllabus for personal interaction with teachers in Arts Stream 66% yes, 28% to some extent, 5% say no and 1% can't say. In Commerce Stream 56% yes, 40% to some extent, 4% say no, 0% can't say and in Science Stream 38% yes, 48% to some extent, 14% say no, 0% can't say.
11. Reaction about the course/ syllabus encourage for small group of work in Arts Stream is 40% yes, 45% to some extent, 5% say no and 10% can't say. In Commerce Stream is Stream is 50% yes, 45% to some extent, 3% say no Stream is 2% can't say and in Science Stream is 50% yes, 40% to some extent, 8% say no and 2% can't say.
12. Reply about visit industries, museums, laboratories, science centers, banks and any other colleges and universities in Arts Stream is 40% yes frequently, 45% to sometimes, 12% rarely and 3% not at all. In Commerce Stream is 50% yes frequently, 44% to sometimes, 3% rarely and 3 % not at all and in Science Stream is 50% yes frequently, 45% to sometimes, 4% rarely and 1% not at all
13. Reaction about whether the course covered gender issues, human values, environmental issues In Arts Stream there are 60% say yes considerable, 30% yes partly, 10% not at all. In Commerce Stream there are 55% say yes considerable, 40% yes partly, 3 % say not at all, 2% can't say and In Science Stream there are 55% say yes considerable, 45% yes partly.
14. Reply percentage of students about the syllabus have the practical value is in Arts Stream is 45% say yes considerable, 45% yes partly. In Commerce Stream is 59% say yes considerable, 21% yes partly and 20% can't say. And in Science Stream is 75% say yes considerable, 25% yes partly, 0% say not at all.

  
Coordinator  
IQAC, NAAC  
Y. C. College Lakhanda



  
Principal  
Y. C. College, Lakhanda  
Dist, Bhandara

**STUDENTS' FEEDBACK REPORT 2019-2020**

**FEEDBACK REPORT DATA IN PERCENT (%)**

<b>QUE:-</b>	<b>OPTION</b>	<b>ARTS</b>	<b>COMMERCE</b>	<b>SCIENCE</b>
1	A	60	73	75
	B	30	17	15
	C	10	10	10
	D	0	0	0
2	A	60	42	40
	B	30	40	30
	C	10	08	20
	D	0	10	10
3	A	80	55	30
	B	18	35	50
	C	02	10	17
	D	00	00	3
4	A	70	80	85
	B	25	18	15
	C	5	2	0
	D	0	0	0
5	A	60	50	60
	B	30	40	35
	C	10	7	5
	D	00	03	0
6	A	52	34	48
	B	48	42	32
	C	0	12	14
	D	0	12	6
7	A	41	50	45
	B	31	38	36
	C	28	12	19
	D	0	0	00
8	A	64	60	50
	B	28	30	40
	C	1	8	6
	D	7	2	4
9	A	62	40	55
	B	33	34	30
	C	5	24	10
	D	0	2	5
10	A	66	56	38
	B	28	40	48
	C	5	4	14
	D	1	0	0
11	A	40	50	50
	B	45	45	40
	C	5	3	8
	D	10	2	2
12	A	40	50	50
	B	45	44	45
	C	12	3	4
	D	3	3	1

QUE:-	OPTION	ARTS	COMMERCE	SCIENCE
13	A	60	55	55
	B	30	40	45
	C	10	3	0
	D	00	2	0
14	A	45	59	75
	B	45	21	25
	C	10	20	0
	D	00	0	0

  
Coordinator  
IQAC, NAAC  
Y. C. College Lakhandur



  
Principal  
Y. C. College, Lakhandur  
Dist, Bhandara

## Teachers Feedback Report 2019-20

**Feedback on Course is given on the basis of following points**

The percentage of the report about Teachers feedback is given below:-

Sr. No.	Subjects	Ranking Scale				
		Strongly Agree (%)	Agree (%)	Uncertain (%)	Strongly Disagree (%)	Disagree (%)
1	The Depth of the syllabus content is adequate to have substantial learning Results.	80	20	00	00	00
2	Course is adequate to fill the gap between modern life- challenges and Academics.	30	60	10	00	00
3	The syllabus can be covered within the stipulated period as per the plan.	40	50	00	00	10
4	The units/sections in the syllabus are appropriately arranged in a proper sequence.	30	60	00	00	10
5	The recommended textbooks are sufficient and based on the syllabus.	30	50	10	00	10
6	Sufficient reference material and books are available for the topics mentioned in the syllabus.	00	50	30	00	20
7	The text/resources are interesting and successful in the classroom.	40	40	10	00	10
8	The learning objectives are as per the needs of the students.	40	50	00	00	10

9	The text/resources are sufficient for the preparation of lessons.	40	40	10	00	10
10	The text/resources are appropriate for my student's level.	30	50	10	00	10
<b>Feedback on Laboratory component</b>						
11	The prescribed experiments arouse the interest of pupils in subject & enhance their understanding.	20	70	00	00	20
12	The practical's helps to develop experimental, design, problem solving and analysis skills of the students	20	70	10	00	10

## Teachers Feedback Analysis 2018 - 2019

**The analysis of syllabus is calculated on the Basis of Feedback from Teachers.**

The following ranking scale is used for selecting parameters.

- A) Strongly Agree      B) Agree      C) Uncertain  
D) Strongly Disagree      E) Disagree.

The Subject wise Teaching evaluation report of the college is as follows:-

The entire evaluation report of the college is based on the subject syllabus of the teachers. Each subject syllabus has five option whether the ratio of strongly agree.

The Teachers entire evaluation analysis about the subjects taught in the college is as follows:

1. We got the reply about the depth of the syllabus content is adequate to have substantial learning result is 80% strongly agree and 20% agree
2. We found the ratio of feedback from teachers relates to the course is adequate to fill the gap between modern life challenges and academics is 30% Strongly Agree,60 % Agree, 10 % Uncertain.
3. We got reply relates to the syllabus period as per plan is 40 % strongly agree, 50 % agree,00% uncertain, and for disagree is 10%.

4. we found result about unit/section in the syllabus arranged in proper sequence is 30 % strongly agree, 60% agree, and 10 % disagree.
5. The reply comes about syllabus related books mostly in favor of Agree. The ratio about subject is , 30 % strongly agree , 60% agree, 10% uncertain.
6. We got reply about study materials & books availability is mostly in favor of agree and the ratio is 50% agree, 30% uncertain , 20% disagree.
7. We got reply relates to the text/resources which are successful in classroom mostly in favor of agree. The ratio about this is 40% strongly agree, 40% agree, 10% uncertain and 10% disagree.
8. We found the feedback reply about learning objectives comes mostly in favor of agree and the ratio is 40% strongly agree, 50% agree, 10% disagree.
9. There is a review come out relates to text/resources for preparation of lesson is agree. The ratio is 40 % strongly agree, 40 % agree, 10% disagree.
10. We got reply relates to the text/resources which are appropriate for my students level is mostly in favor of agree. The ratio about this is 50% agree, 30% strongly agree, 10 % uncertain and 10 % disagree.
11. We got reply relates to the laboratory components relates interest of pupils in subject & enhance their understanding. The ratio about this is 20 % strongly agree, 70% agree, 20 % strongly disagree.
12. We got result about develop and analysis skills of the students is 20 % strongly agree , 70 % agree , 10% uncertain and 10 % disagree.

  
Coordinator  
IQAC, NAAC  
Y. C. College Lakhandur



  
Principal  
Y. C. College, Lakhandur  
Dist, Bhandara



## **Student's feedback Analysis 2018-19**

The student's entire evaluation analysis about the subjects taught in the college is as follows:-


1. The reply got of each subjects syllabus in Arts Stream 70 % for challenging, 20% for adequate and 10% for boring. Also in Commerce Stream 75% for challenging, 15% for adequate and 10% for boring and in Science Stream 72% for challenging, 20% for adequate and 8% for boring, reaction about syllabus.
2. The reaction got about academic ability to understand the course was in Arts Stream 40% more than adequate, 30% simply adequate, 25 % inadequate and 5% unable to say. In the Commerce Stream 38% more than adequate, 48% simply adequate, 12% inadequate, 3 % unable to say. And in Science Stream 30% more than adequate, 50% simply adequate , 18% inadequate and 2% unable to say.
3. The respondents ratio got about understanding level of the course was in Arts Stream 50% convenient, 45% difficult, 3% manageable and 2% very difficult. In Commerce Stream 25% convenient, 50% difficult, 5% manageable and 20% very difficult and in Science Stream 10% convenient, 60% difficult, 25% manageable and 5% very difficult.
4. The reaction got about the syllabus was covered in class in Art Stream 60 % for 85 % to 100%, 40% for 70% to 85%. In Commerce Stream 90% for 85 % to 100%, 10% for 70% to 85% and in Science Stream 85 % for 85 % to 100%, 15% for 70% to 85%.
5. The reaction got about the Library Materials for the course in Arts Stream is 30% excellent, 60% sufficient, 6% insufficient and 4% poor. In Commerce Stream 35% excellent, 65% sufficient, and in Science Stream 40% excellent, 60% sufficient
6. Reaction about availability of material for the prescribed reading in Arts Stream 52% very good, 48% good. In Commerce Stream 34% very good, 52% good, 8% insufficient, 6% poor and in Science Stream 38% very good, 60% good, 6% insufficient, 6% poor.
7. Reaction about how was the role of internal assessment in Arts Stream 21% effective, 50% moderate, 29% helpful.. In Commerce 50% effective, 38% moderate, 12% helpful and in Science Stream 25% effective, 38% moderate, 44% helpful, 3% unable to say.
8. Reaction about what impact, according to you wills the internal assessment have on your Course Grade in Arts Stream 64% helps improving, 28 % unfavorable, 1% ineffective, 7% not at all. In Commerce

Stream 60% helps improving, 30% unfavorable, 8% ineffective, 2% not at all and in Science Stream 50% helps improving, 40% unfavorable, 6% ineffective, 4% not at all.

9. Reaction about assignment discussed with students in Arts Stream 62% says yes fully, 33% say yes partly, 5% say sometimes. In Commerce Stream 40% say yes fully, 34% say yes partly, 24% say sometimes, 2% say at all and in Science Stream 55% say yes fully, 30% say yes partly, 10% say sometimes, 5% say not at all.
10. Reply got about was there any scope in syllabus for personal interaction with teachers in Arts Stream 76% yes, 20% to some extent, 3% say no and 1% can't say. In Commerce Stream 55% yes, 40% to some extent, 3% say no, 2% can't say and in Science Stream 67% yes, 21% to some extent, 7% say no, 5% can't say.
11. Reaction about the course/ syllabus encourage for small group of work in Arts Stream is 40% yes, 45% to some extent, 5% say no and 10% can't say. In Commerce Stream is Stream is 50% yes, 45% to some extent, 3% say no Stream is 2% can't say and in Science Stream is 50% yes, 40% to some extent, 8% say no and 2% can't say.
12. Reply about visit industries, museums, laboratories, science centers, banks and any other colleges and universities in Arts Stream is 40% yes frequently, 45% to sometimes, 12% rarely and 3% not at all. In Commerce Stream is 50% yes frequently, 44% to sometimes, 3% rarely and 3% not at all and in Science Stream is 50% yes frequently, 45% to sometimes, 4% rarely and 1% not at all
13. Reaction about whether the course covered gender issues, human values, environmental issues In Arts Stream there are 60% say yes considerable, 30% yes partly, 10% not at all. In Commerce Stream there are 55% say yes considerable, 40% yes partly, 3% say not at all, 2% can't say and In Science Stream there are 55% say yes considerable, 45% yes partly.
14. Reply percentage of students about the syllabus have the practical value is in Arts Stream is 64% say yes considerable, 36% yes partly. In Commerce Stream is 60% say yes considerable, 39% yes partly and 1% can't say. And in Science Stream is 65% say yes considerable, 30% yes partly, 5% say not at all.

  
Coordinator  
IQAC, NAAC  
Y. C. College Lakhandur



  
Principal  
Y. C. College, Lakhandur  
Dist, Bhandara



**FEEDBACK REPORT 2018-2019**


**FEEDBACK REPORT DATA IN PERCENT (%)**

<b>QUE:-</b>	<b>OPTION</b>	<b>ARTS</b>	<b>COMMERCE</b>	<b>SCIENCE</b>
1	A	70	75	72
	B	20	15	20
	C	10	10	08
	D	0	0	0
2	A	40	38	30
	B	30	48	50
	C	25	12	18
	D	5	3	2
3	A	50	25	10
	B	45	50	60
	C	3	5	25
	D	2	20	5
4	A	60	90	85
	B	40	10	15
	C	0	0	0
	D	0	0	0
5	A	30	35	40
	B	60	65	60
	C	6	0	0
	D	4	0	0
6	A	52	34	38
	B	48	52	60
	C	0	8	6
	D	0	6	6
7	A	21	50	25
	B	50	38	38
	C	29	12	44
	D	0	0	3
8	A	64	60	50
	B	28	30	40
	C	1	8	6
	D	7	2	4
9	A	62	40	55
	B	33	34	30
	C	5	24	10
	D	0	2	5
10	A	76	55	67
	B	20	40	21
	C	3	3	7
	D	1	2	5
11	A	40	50	50
	B	45	45	40
	C	5	3	8
	D	10	2	2
12	A	40	50	50
	B	45	44	45
	C	12	3	4
	D	3	3	1

QUE:-	OPTION	ART	COMMERCE	SCIENCE
13	A	60	55	55
	B	30	40	45
	C	10	3	0
	D	00	2	0
14	A	64	60	65
	B	36	39	30
	C	00	0	5
	D	00	1	0

  
 Coordinator  
 IQAC, NAAC  
 Y. C. College Lakhandur



  
 Principal  
 Y. C. College, Lakhandur  
 Dist, Bhandara

**Teachers Feedback Report  
2018-19**

**Feedback on Course is given on the basis of following points**

The percentage of the report about Teachers feedback is given below:-

Sr. No	Subjects	Ranking Scale				
		Strongly Agree (%)	Agree (%)	Uncertain (%)	Strongly Disagree (%)	Disagree (%)
1	The Depth of the syllabus content is adequate to have substantial learning Results.	65	35	00	00	00
2	Course is adequate to fill the gap between modern life- challenges and Academics.	7	80	10	3	00
3	The syllabus can be covered within the stipulated period as per the plan.	35	33	28	2	2
4	The units/sections in the syllabus are appropriately arranged in a proper sequence.	15	67	15	3	00
5	The recommended textbooks are sufficient and based on the syllabus.	45	45	6	2	2
6	Sufficient reference material and books are available for the topics mentioned in the syllabus.	38	50	6	2	4
7	The text/resources are interesting and successful in the classroom.	22	74	2	00	2
8	The learning objectives are as per the needs of the students.	37	52	5	4	2

9	The text/resources are sufficient for the preparation of lessons.	30	65	3	00	2
10	The text/resources are appropriate for my student's level.	75	20	3	00	2
<b>Feedback on Laboratory component</b>						
11	The prescribed experiments arouse the interest of pupils in subject & enhance their understanding.	15	75	5	5	00
12	The practical's helps to develop experimental, design, problem solving and analysis skills of the students	25	70	3	00	2

## **Teachers Feedback Analysis 2018 - 2019**

**The analysis of syllabus is calculated on the Basis of Feedback from Teachers.**

The following ranking scale is used for selecting parameters

- |                      |              |              |
|----------------------|--------------|--------------|
| A) Strongly Agree    | B) Agree     | C) Uncertain |
| D) Strongly Disagree | E) Disagree. |              |

The Subject wise Teaching evaluation report of the college is as follows:-

The entire evaluation report of the college is based on the subject syllabus of the teachers. Each subject syllabus has five option whether the ratio of strongly agree.

The Teachers entire evaluation analysis about the subjects taught in the college is as follows:


1. We got the reply about the depth of the syllabus content is adequate to have substantial learning result wherein 65% strongly agree and 35% agree.
2. We found the feedback from teachers related to the course is adequate to fill the gap between modern life challenges and academics wherein 7% respondents Strongly Agree while 80 % Agree, 10 % Uncertain and 3% strongly disagree.
3. We got reply related to the syllabus period as per plan wherein 35 % respondents strongly agree while 33 % agree, and 28 % uncertain, and the percent of respondents for strongly disagree and disagree is 2% each respectively.
4. We found the result about unit/section in the syllabus arranged in proper sequence wherein 15 % strongly agree, 67% agree, 15% uncertain, and 3 % strongly disagree.
5. The found the feedback related to the recommended textbooks are sufficient and based on the syllabus is mostly in favor of Agree. The ratio about subject is 45 % strongly agree, 45% agree, 6% uncertain, 2% strongly disagree and 2% disagree.
6. We got reply about study materials & books availability is mostly in favor of agree and the ratio is 38% strongly agree, 50% agree, 6% uncertain, 2% strongly disagree and 4% disagree.
7. We got reply relates to the text/resources which are successful in classroom mostly in favor of agree. The ratio about this is 22% strongly agree, 74% agree, 2% uncertain and 2% disagree.
8. We found the feedback reply about learning objectives comes mostly in favor of agree and the ratio is 37% strongly agree, 52% agree, 5 % uncertain, 4% strongly disagree and 2% disagree.
9. There is a review comes out related to text/resources for preparation of lesson is agree. The ratio is 30 % strongly agree, 65 % agree, 3 % uncertain and 2% disagree.
10. We got reply relates to the text/resources which are appropriate for my students level is mostly in favor of agree. The ratio about this is 75% agree, 20 % strongly agree, 3 % uncertain and 2 % disagree.



11. We got reply related to the laboratory components relates interest of pupils in subject & enhance their understanding. The ratio about this is 15 % strongly agree, 75% agree, 5% uncertain, and 5 % strongly disagree.
12. We got result about develop and analysis skills of the students is 25 % strongly agree, 70 % agree, 3% uncertain and 2 % disagree.

  
Coordinator  
IQAC, NAAC  
Y. C. College Lakhandur



  
Principal  
Y. C. College, Lakhandur  
Dist, Bhandara

## Alumni Feedback Report 2018-19

**Feedback on Course is given on the basis of following points**

The percentage of the report about Teachers feedback is given below:-

Sr.No	Subjects	Ranking Scale		
		Agree (%)	Uncertain (%)	Disagree (%)
1	The learning experience I had at the college has been useful in my career and present life.	80	20	00
2	The development at the college in the recent years is appreciative.	90	10	00
3	The Alumni should play a positive role in the development of the college.	90	10	00
4	The executive body of Alumni Association along with the college should take initiatives to efficiently enroll and strengthen the Alumni Association.	10	90	00
5	The Alumni can willingly contribute to the development of the college? .	100	00	00
6	Alumni may be invited to deliver a guest lecture/ training or motivational session in the college, if interested	80	20	00

## **Alumni Feedback Analysis 2018 - 2019**

**The analysis of quality and development of the institution is calculated on the Basis of Feedback from Alumni.**

The following ranking scale is used for selecting parameters

A) Agree      B) Uncertain      C) Disagree.

The entire evaluation report from Alumni is based on quality and development of the institution. Each feedback factor has three options whether the ratio of agree.

Total number of respondents is 10. The Alumni's entire evaluation analysis about the quality and development of the institution is as follows:

1. We got the reply from respondent about the learning experience I had at the college has been useful in my career and present life. Total Agree respondents are 8(80%) and uncertain respondent is 2(20%).
2. We found the ratio of feedback from Alumni relates to the development at the college in the recent years are appreciative. Agree respondents are 9(90%) and 1(10%) Uncertain.
3. We got reply relates to the Alumni should play a positive role in the development of the college. Total Agree respondents are 9(90%) and 1(10%) Uncertain.
4. We found result about the executive body of Alumni Association along with the college should take initiatives to efficiently enroll and strengthen the Alumni Association. Agree respondents are 1(10%) and 9(90%) Uncertain.
5. The reply comes about the Alumni can willingly contribute to the development of the college? Agree respondents are 10(100%).
6. We got reply about Alumni may be invited to deliver a guest lecture/ training or motivational session in the college, if interested. Agree respondents are 8(80%) and 2(20%) Uncertain.

(There are no any reply about disagree)

  
Coordinator  
IQAC, NAAC  
Y. C. College Lakhandur



  
Principal  
Y. C. College, Lakhandur  
Dist, Bhandara

## Parents Feedback Report 2018-19

Feedback on Course is given on the basis of following points  
The percentage of the report about Parents feedback is given below:-

Sr.No	Subjects	Ranking Scale			
		Very Good (%)	Good (%)	Average (%)	Poor (%)
1	The admission process of the college.	8(66.67)	4(33.33)	00	00
2	The atmosphere of the college for educational development of the ward.	1(9.44)	11(91.56)	00	00
3	The level of dialogues between ward and the faculty members.	5(41.67)	7(58.33)	00	00
4	The completion of syllabus by faculty members within the given period.	7(58.33)	5(41.67)	00	00
5	The treatment meted out to their ward by the administrative staff members of the college.	3(25)	9(75)	00	00
6	The participation of the ward in various competitions and programs organized at the institution.	8(66.67)	3(25)	1(8.33)	00
7	The behavior of teachers with your ward.	3(25)	9(75)	00	00
8	The inculcation of moral and human values in their ward by the institution.	3(25)	9(75)	00	00
9	The overall development of their ward at the college.	6(50)	6(50)	00	00

## Parents Feedback Analysis 2018 - 2019

The analysis of development of Parent's Ward in the college is calculated on the Basis of Feedback from Parents.

The following **Ranking Scale** is used for selecting parameters: A) Very Good      B) Good      C) Average      D) Poor

Total number of respondents is 12. The entire evaluation analysis of development of Parent's Ward in the college is based on various Questions. Each question has four options. The reply got on these Questions is as follows:-

1. There are 66.67% parents who answered "very good" and 33.33% parents who answered "good" regarding the admission process of the college.
2. There are 9.44% parents who answered "very good" and 91.56% parents who answered "good" regarding the atmosphere of the college for educational development of the ward.
3. There are 41.67% parents who answered "very good" and 58.33% parents who answered "good" regarding the level of dialogues between ward and the faculty members.
4. There are 58.33% parents who answered "very good" and 41.67% parents who answered "good" regarding the completion of syllabus by faculty members within the given period.
5. There are 25% parents who answered "very good" and 75% parents who answered "good" regarding the treatment meted out to their ward by the administrative staff members of the college.
6. There are 66.67% parents who answered "very good", 25% parents who answered 'good' and 8.33 % are found average level regarding the participation of the ward in various competitions and programs organized at the institution.
7. There are 25% parents who answered "very good" and 75% parents who answered "good" regarding the behavior of teachers with your ward.
8. There are 25% parents who answered "very good" and 75% parents who answered "good" regarding the inculcation of moral and human values in their ward by the institution.
9. There are 50% parents who answered "very good" and 50% parents who answered "good" regarding the overall development of their ward at the college.

  
Coordinator  
IQAC, NAAC  
Y. C. College Lakhandur



  
Principal  
Y. C. College, Lakhandur  
Dist, Bhandara